

S  
t  
a  
t  
i  
s  
t  
i  
c  
s

# Monthly oil price statistics

Next release: 18 January 2019

## TABLE OF CONTENTS

		Page	
<b>Charts</b>	<b>1</b>	<i>Latest IEA monthly crude oil and oil product price changes</i>	3
	<b>2</b>	<i>IEA crude oil import costs</i>	4
	<b>3</b>	<i>IEA end-use prices for selected oil products</i>	4
	<b>4</b>	<i>Regional weights for IEA average end-use prices</i>	4
	<b>5</b>	<i>IEA end-use prices for selected oil products - by geographical groupings</i>	5
	<b>6</b>	<i>US dollar exchange rate indices (2015=100)</i>	5
<b>Tables</b>	<b>1</b>	<i>IEA crude oil import costs</i>	6
	<b>2</b>	<i>IEA end-use total and ex-tax prices for selected oil products - latest month</i>	7
	<b>3</b>	<i>IEA end-use prices for selected oil products</i>	8
	<b>4</b>	<i>IEA end-use taxes for selected oil products</i>	9

### NOTES

#### Abbreviations

*cif* cost of insurance and freight included

#### Sources

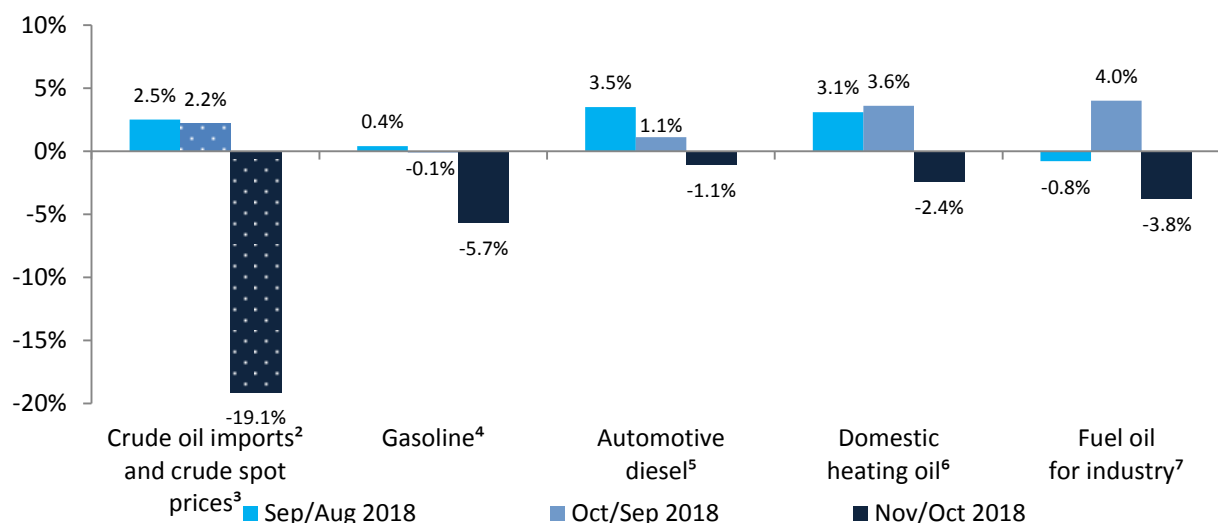
- Crude oil import costs are derived from the IEA's monthly survey of its member countries.*
- Monthly oil products prices and taxes have been developed by the IEA Secretariat using data extracted from the following sources, supplemented by tax information supplied by national agencies:*  
*Canada - Natural Resources Canada*  
*France, Germany, Italy, Spain and United Kingdom - European Commission's Directorate-General for Energy*  
*Japan - Ministry for Economy, Trade and Industry's Agency for Natural Resources and*  
*United States - US Energy Information Administration, US Bureau of Labour Statistics*  
*The IEA Secretariat thanks all agencies concerned.*

**Please note that all IEA data are subject to the following Terms and Conditions found on the IEA's website:**  
<http://www.iea.org/t&c/termsandconditions/>

## KEY TRENDS

- In September 2018 overall crude oil import prices in the IEA rose, reaching their highest level since December 2014. At 71 US dollars per barrel, prices were 38% higher than in the same month of 2017. Spot oil prices, increased by 2% in October on a month-on-month basis, but then fell sharply by 19% in November 2018.
- Overall gasoline prices in US dollars decreased by 6% in November 2018. The highest decrease was recorded in Canada (-11%). Automotive diesel prices decreased, on average, by 1% in November 2018, with the highest decrease recorded in France (-3%). Germany was the only country that recorded a price increase (+2.5%) for automotive diesel.
- Similarly to transport fuel prices, prices for domestic heating oil and fuel oil for industry decreased in November by 2% and 4%, respectively.

**Chart 1: Latest IEA monthly crude oil and oil product price changes<sup>1</sup>**



1. Some data have been extrapolated based on available data.

Unless otherwise specified, prices include France, Germany, Italy, Spain, UK, Japan, Canada and USA.

2. Volume-weighted average cif cost, reported in US dollars.

Sep/Aug 2018 includes crude oil import costs for France, Germany, Italy, Spain, UK, Japan, Canada and USA.

3. Oct/Sep 2018 and Nov/Oct 2018 are based on Argus crude spot prices and are the average of Dubai, North Sea and WTI.

4. Unleaded premium (95 RON) for France, Germany, Italy, Spain and the United Kingdom; regular unleaded for Canada, Japan and the United States.

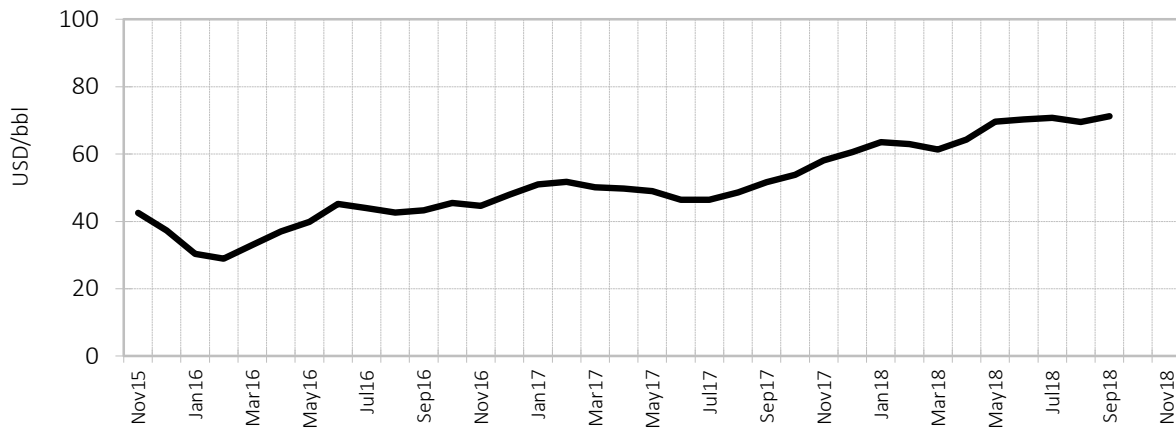
5. Automotive diesel for non-commercial use.

6. Nov/Oct 2018 includes domestic heating oil prices for France, Germany, Italy, Spain, UK, Japan and Canada.

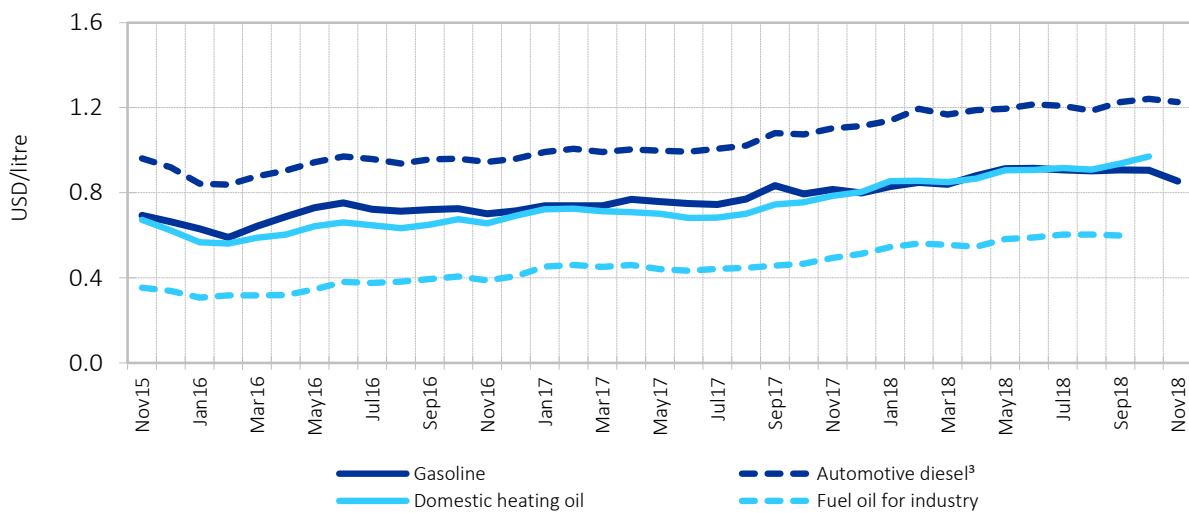
7. Oct/Sep 2018 includes fuel oil prices for industry in France, Italy, Japan and Spain.

Nov/Oct 2018 includes fuel oil prices for industry in France, Italy and Spain.

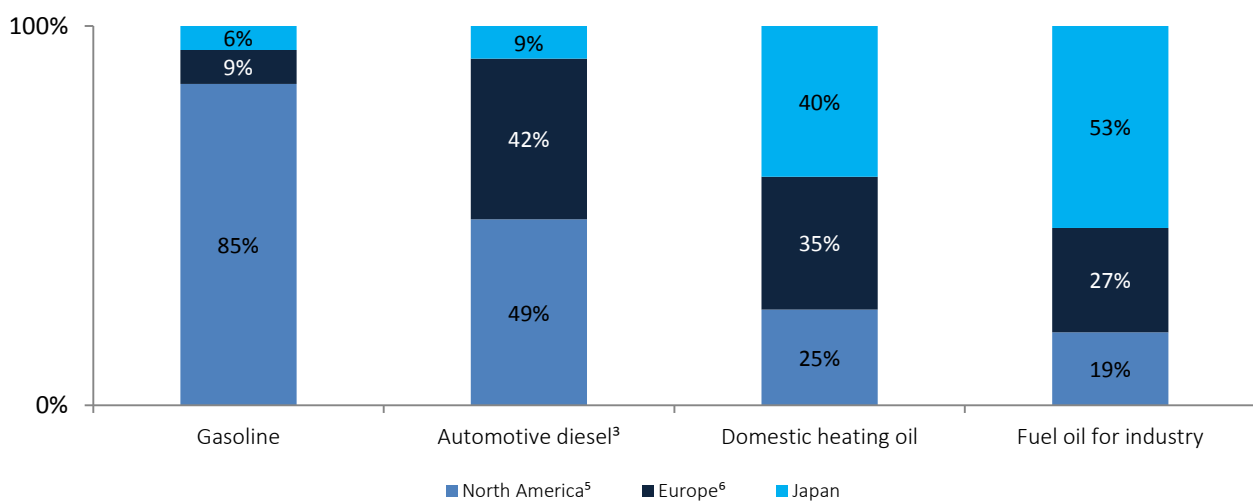
**Chart 2: IEA crude oil import costs<sup>1</sup>**



**Chart 3: IEA end-use prices for selected oil products<sup>2</sup>**

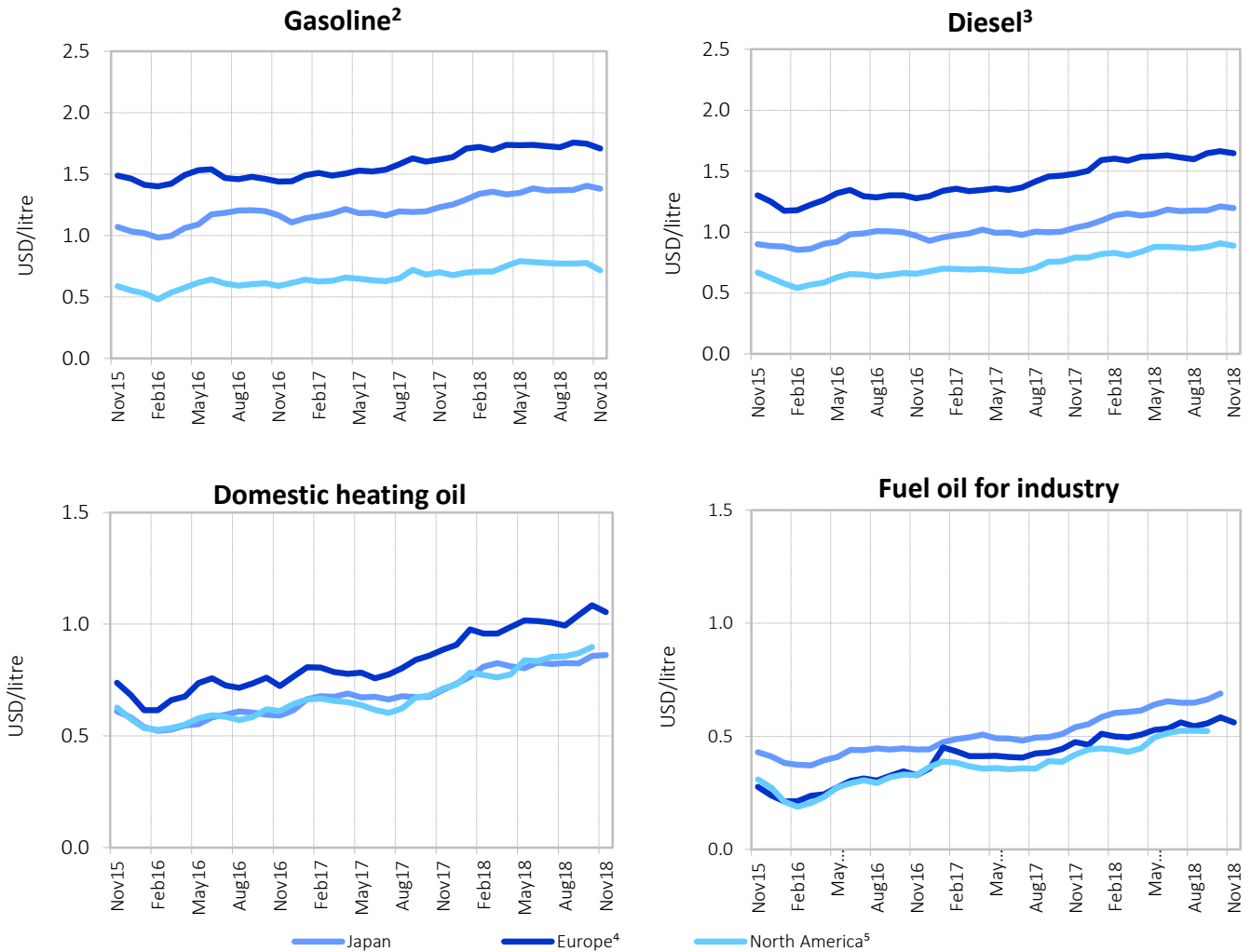


**Chart 4: Regional weights for IEA average end-use prices<sup>4</sup>**

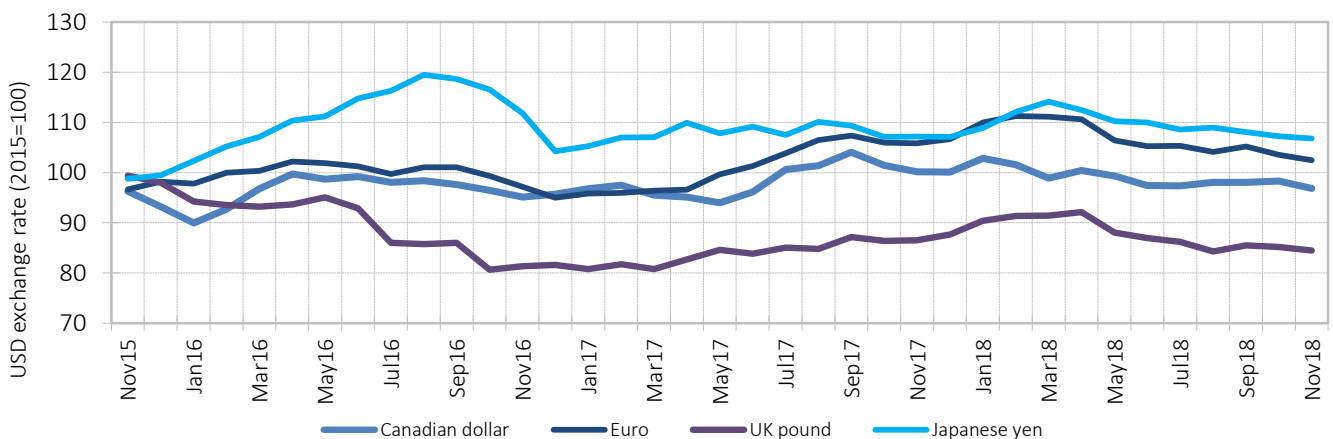


1. Volume-weighted average cif cost, reported in US dollars; includes France, Germany, Italy, Spain, UK, Japan, Canada and USA.  
 2. Consumption-weighted average price including taxes using current exchange rates for France, Germany, Italy, Spain, UK, Japan, Canada and USA.  
 3. Automotive diesel for non-commercial use.  
 4. Consumption-based regional weights used in average end-use price calculations. The splits shown are average 2017 values.  
 5. Includes the United States and Canada.  
 6. Includes France, Germany, Italy, Spain and the United Kingdom.

**Chart 5: IEA end-use prices<sup>1</sup> for selected oil products**



**Chart 6: US dollar exchange rate indices (2015=100)<sup>6</sup>**



1. Consumption-weighted average price including taxes. For the two most recent months, consumption is estimated using growth rates for the same period of the previous year.
2. Unleaded premium (95 RON) for France, Germany, Italy, Spain and the United Kingdom; regular unleaded for Canada, Japan and the United States.
3. Automotive diesel for non-commercial use.
4. Includes France, Germany, Italy, Spain and the United Kingdom.
5. Includes the United States and Canada.
6. US dollar exchange rate indices are based on exchange rates from the OECD's Main Economic Indicators database. An increase in the index indicates a strengthening of the currency compared to US dollars. Such fluctuations create differences in price trends in US dollars compared to those in national currencies.

**Table 1: IEA crude oil import costs<sup>1</sup>***US dollars per barrel*

	France	Germany	Italy	Spain	UK	Japan	Canada	USA	Total <sup>2</sup>
1998	12.4	12.5	12.2	11.8	12.6	13.7	13.2	12.0	12.5
1999	17.5	17.5	17.1	17.0	18.0	17.4	17.9	17.1	17.3
2000	28.2	28.1	27.8	27.2	28.5	28.7	29.1	27.5	28.0
2001	24.1	24.2	23.9	23.3	24.5	25.0	24.9	22.1	23.4
2002	24.6	24.4	24.3	24.0	24.6	25.0	25.0	23.5	24.2
2003	28.9	28.4	28.6	28.1	29.1	29.3	29.5	27.7	28.4
2004	37.6	36.7	36.6	36.0	37.8	36.6	38.1	35.9	36.4
2005	52.7	52.3	51.3	50.5	53.8	51.6	52.4	48.8	50.6
2006	63.7	63.3	62.5	61.0	65.0	64.0	64.3	59.2	61.6
2007	72.2	71.6	70.2	68.7	73.8	70.1	70.0	66.8	69.0
2008	97.6	96.7	96.7	94.9	99.3	101.0	101.4	95.0	97.0
2009	61.6	61.2	60.7	59.8	62.4	61.3	60.3	58.8	60.1
2010	79.8	78.5	79.3	77.8	80.6	79.4	79.1	76.0	77.8
2011	111.8	110.6	110.2	108.5	113.5	109.3	110.8	102.4	106.8
2012	112.0	112.2	112.2	109.5	112.6	114.8	110.6	101.2	107.8
2013	109.6	109.6	110.0	106.8	110.3	110.6	108.6	97.3	104.5
2014	99.4	99.8	99.1	97.1	100.1	104.2	98.6	89.4	96.2
2015	53.1	52.7	52.1	49.5	53.8	54.2	53.5	45.8	50.1
2016	43.5	42.8	42.3	40.1	44.6	41.8	43.6	37.9	40.4
2017	54.5	54.0	53.2	51.7	54.7	54.4	54.3	48.1	51.4
3Q2015	51.7	50.8	50.8	48.3	52.0	56.3	52.8	45.3	49.7
4Q2015	44.5	43.4	42.8	41.3	45.4	45.1	44.9	37.8	41.5
1Q2016	34.4	33.2	32.5	30.8	35.1	32.2	35.9	28.1	30.8
2Q2016	44.0	44.2	43.6	41.6	45.7	42.0	44.3	38.8	41.2
3Q2016	45.9	45.1	44.6	42.2	46.6	46.0	45.9	40.8	43.3
4Q2016	48.9	48.4	47.5	45.7	49.4	47.6	48.8	43.6	46.0
1Q2017	53.9	53.3	52.5	51.1	54.5	55.2	54.5	47.2	50.9
2Q2017	49.7	50.3	49.0	47.8	50.5	52.8	51.2	45.7	48.4
3Q2017	51.6	51.3	50.4	49.4	52.0	49.9	51.3	46.2	48.8
4Q2017	62.0	61.0	60.3	58.6	61.7	59.7	60.7	53.6	57.6
1Q2018	67.5	66.7	66.7	65.5	68.3	66.8	67.0	56.9	62.6
2Q2018	73.7	73.3	72.3	69.9	74.9	71.7	72.8	62.9	68.0
3Q2018	75.2	74.4	74.6	72.2	75.7	76.7	73.1	64.6	70.5
Sep-16	46.8	45.6	44.7	42.9	47.7	45.7	46.6	40.3	43.3
Oct-16	48.1	47.9	48.3	45.2	49.2	45.7	48.6	43.4	45.4
Nov-16	46.1	45.4	43.8	43.5	45.9	49.6	47.8	42.2	44.6
Dec-16	52.5	51.7	50.6	48.7	53.2	47.7	50.1	45.3	48.0
Jan-17	54.8	54.2	53.2	52.0	55.4	54.3	54.2	46.9	51.0
Feb-17	55.0	54.4	53.6	50.8	55.6	55.6	55.4	48.2	51.7
Mar-17	52.1	51.3	50.5	50.3	52.7	55.7	54.0	46.6	50.1
Apr-17	52.1	52.1	51.4	49.4	52.4	53.7	52.8	46.2	49.8
May-17	49.3	50.5	49.8	47.9	51.0	53.5	50.8	46.8	49.0
Jun-17	47.9	47.8	46.1	46.0	47.9	50.9	50.1	44.0	46.4
Jul-17	48.3	47.9	47.2	46.5	48.6	48.0	48.7	44.5	46.4
Aug-17	51.3	51.3	50.3	48.6	52.0	49.5	51.3	46.1	48.6
Sep-17	55.6	54.9	54.0	53.3	56.1	52.4	54.1	48.2	51.7
Oct-17	58.3	56.9	56.5	54.9	58.0	55.9	57.3	50.1	53.8
Nov-17	62.3	61.8	60.7	59.1	62.5	59.2	60.7	54.5	58.1
Dec-17	65.3	64.1	63.5	62.0	64.8	63.5	63.8	56.1	60.6
Jan-18	68.7	68.6	68.1	65.4	69.6	65.5	67.6	58.8	63.5
Feb-18	67.1	65.8	66.7	68.2	67.8	68.9	67.7	56.5	63.0
Mar-18	66.4	65.8	65.6	63.2	67.2	66.3	65.7	55.3	61.4
Apr-18	71.0	69.7	69.0	67.6	71.6	67.2	69.2	58.5	64.3
May-18	75.5	75.3	74.5	71.5	77.5	72.3	75.0	64.4	69.6
Jun-18	74.8	74.5	73.5	70.9	75.5	77.2	74.5	65.5	70.3
Jul-18	74.4	74.3	74.5	71.8	75.3	76.9	72.0	66.0	70.8
Aug-18	72.8	72.2	72.3	70.0	73.8	76.5	71.5	63.7	69.5
Sep-18	78.2	77.1	77.5	74.6	78.0	76.5	76.2	63.8	71.3

1. Average cost, cif basis, reported in US dollars.

2. Volume-weighted average cost for France, Germany, Italy, Spain, UK, Japan, Canada and USA.

**Table 2: IEA end-use total and ex-tax prices for selected oil products****November 2018**

<i>National currencies</i> <sup>1</sup>							<i>US dollars</i>						
	<b>Total price</b>	<b>% change from</b>		<b>Ex-tax price</b>	<b>% change from</b>		<b>Total price</b>	<b>% change from</b>		<b>Ex-tax price</b>	<b>% change from</b>		
		<i>Oct-18</i>	<i>Nov-17</i>		<i>Oct-18</i>	<i>Nov-17</i>		<i>Oct-18</i>	<i>Nov-17</i>		<i>Oct-18</i>	<i>Nov-17</i>	
<b>Gasoline</b> <sup>2</sup> (per litre)													
France	1.481	-4.9	5.6	0.543	-10.5	6.5	1.683	-5.9	2.2	0.617	-11.5	3.1	France
Germany	1.541	1.1	12.7	0.640	2.2	29.6	1.752	0.1	9.1	0.727	1.2	25.4	Germany
Italy	1.625	-1.9	5.4	0.604	-4.1	12.7	1.847	-2.9	2.0	0.687	-5.1	9.1	Italy
Spain	1.304	-3.1	5.7	0.617	-5.2	10.4	1.482	-4.1	2.3	0.701	-6.2	6.9	Spain
UK	1.282	-1.8	7.6	0.488	-3.9	18.2	1.655	-2.6	5.0	0.630	-4.7	15.4	UK
Japan	156.5	-1.2	12.6	88.3	-2.0	22.5	1.381	-1.6	12.2	0.779	-2.4	22.0	Japan
Canada	1.164	-10.1	-5.6	0.772	-13.8	-7.8	0.882	-11.4	-8.7	0.585	-15.1	-10.8	Canada
USA	0.700	-7.4	3.4	0.576	-8.9	3.8	0.700	-7.4	3.4	0.576	-8.9	3.8	USA
<b>Diesel</b> <sup>3</sup> (per litre)													
France	1.481	-2.2	16.4	0.624	-4.3	21.6	1.683	-3.2	12.7	0.709	-5.3	17.8	France
Germany	1.423	3.6	21.1	0.726	6.0	40.4	1.617	2.5	17.2	0.825	4.9	35.9	Germany
Italy	1.546	-0.5	9.5	0.650	-1.1	20.4	1.757	-1.5	6.0	0.739	-2.1	16.5	Italy
Spain	1.252	-1.6	10.7	0.668	-2.3	17.6	1.423	-2.6	7.2	0.759	-3.3	13.9	Spain
UK	1.364	0.1	11.0	0.558	0.5	25.7	1.760	-0.7	8.4	0.720	-0.3	22.7	UK
Japan	135.6	-0.9	15.9	93.0	-1.2	22.7	1.196	-1.3	15.5	0.821	-1.6	22.2	Japan <sup>3</sup>
Canada	1.317	-0.9	9.5	1.002	-1.2	12.1	0.998	-2.3	5.9	0.759	-2.6	8.4	Canada <sup>3</sup>
USA	0.872	-1.9	13.5	0.728	-2.3	15.9	0.872	-1.9	13.5	0.728	-2.3	15.9	USA
<b>Domestic heating oil</b> (per litre)													
France	0.983	-1.6	26.2	0.663	-2.0	25.0	1.118	-2.6	22.2	0.754	-3.0	21.0	France
Germany	0.878	3.1	36.5	0.676	3.4	41.1	0.997	2.1	32.1	0.768	2.3	36.6	Germany
Italy	1.301	-2.6	8.6	0.663	-4.1	14.6	1.479	-3.6	5.1	0.754	-5.0	10.9	Italy
Spain	0.819	-3.3	21.4	0.586	-3.9	25.1	0.931	-4.3	17.5	0.666	-4.8	21.1	Spain
UK	0.637	-3.7	18.0	0.495	-4.5	23.0	0.822	-4.4	15.2	0.639	-5.2	20.1	UK
Japan <sup>4</sup>	97.611	0.8	22.7	87.581	0.8	23.6	0.861	0.4	22.2	0.773	0.4	23.1	Japan <sup>4</sup>
Canada	1.184	-1.2	12.8	1.067	-1.3	13.7	0.897	-2.7	9.2	0.808	-2.7	10.0	Canada
USA	..	..	..	..	..	..	..	..	..	..	..	..	USA
<b>Low sulphur fuel oil for industry</b> <sup>5</sup> (per kg)													
France	0.593	-5.0	23.8	0.453	-6.4	18.2	0.674	-6.0	19.8	0.515	-7.4	14.4	France
Germany	..	..	..	..	..	..	..	..	..	..	..	..	Germany
Italy	0.468	-7.1	15.6	0.437	-7.6	16.9	0.532	-8.1	11.9	0.497	-8.5	13.2	Italy
Spain	0.468	-1.5	25.5	0.452	-1.5	26.7	0.532	-2.5	21.5	0.513	-2.6	22.7	Spain
UK	..	..	..	..	..	..	..	..	..	..	..	..	UK
Japan	..	..	..	..	..	..	..	..	..	..	..	..	Japan
Canada	..	..	..	..	..	..	..	..	..	..	..	..	Canada
USA	..	..	..	..	..	..	..	..	..	..	..	..	USA

1. Euros for France, Germany, Italy and Spain; pounds for UK; yen for Japan; Canadian dollars for Canada; US dollars for USA.

2. Unleaded premium (95 RON) for France, Germany, Italy, Spain, UK; regular unleaded for Canada, Japan and the United States.

3. Automotive diesel for non-commercial use.

4. Kerosene for Japan.

5. VAT excluded from prices for France, Italy, Spain and UK as it is refunded to industry.

See Tables 3 and 4 for a historical comparison of end-use prices and taxes.

**Table 3: IEA end-use prices for selected oil products***National currencies*<sup>1</sup>

	Dec17	Jan18	Feb18	Mar18	Apr18	May18	Jun18	Jul18	Aug18	Sep18	Oct18	Nov18
<b>Gasoline</b> <sup>2</sup> (per litre)												
France	1.404	1.462	1.468	1.456	1.486	1.532	1.548	1.532	1.546	1.554	1.558	1.481
Germany	1.357	1.367	1.352	1.327	1.379	1.451	1.457	1.459	1.482	1.510	1.524	1.541
Italy	1.547	1.565	1.560	1.546	1.565	1.615	1.645	1.630	1.629	1.640	1.657	1.625
Spain	1.237	1.251	1.239	1.226	1.261	1.312	1.330	1.321	1.327	1.336	1.346	1.304
UK	1.200	1.211	1.210	1.193	1.208	1.253	1.280	1.273	1.286	1.303	1.306	1.282
Japan	141.5	143.7	144.7	143.7	143.5	147.7	152.0	152.1	152.0	153.3	158.4	156.5
Canada	1.197	1.236	1.231	1.272	1.351	1.387	1.355	1.368	1.341	1.334	1.295	1.164
USA	0.654	0.675	0.684	0.685	0.728	0.766	0.764	0.753	0.749	0.749	0.756	0.700
<b>Diesel</b> <sup>3</sup> (per litre)												
France	1.278	1.374	1.379	1.369	1.398	1.452	1.468	1.447	1.450	1.474	1.514	1.481
Germany	1.182	1.200	1.177	1.170	1.205	1.270	1.278	1.273	1.289	1.326	1.374	1.423
Italy	1.418	1.440	1.434	1.421	1.442	1.493	1.524	1.509	1.505	1.521	1.554	1.546
Spain	1.136	1.158	1.145	1.134	1.164	1.216	1.234	1.225	1.228	1.244	1.272	1.252
UK	1.236	1.246	1.244	1.230	1.244	1.294	1.320	1.316	1.328	1.344	1.362	1.364
Japan	119.5	121.6	122.9	122.2	122.1	126.3	130.4	130.6	130.7	131.9	136.8	135.6
Canada	1.216	1.255	1.253	1.248	1.267	1.317	1.327	1.305	1.285	1.298	1.329	1.317
USA	0.769	0.797	0.805	0.789	0.818	0.857	0.860	0.854	0.850	0.862	0.889	0.872
<b>Domestic heating oil</b> (per litre)												
France	0.794	0.862	0.854	0.849	0.869	0.914	0.916	0.908	0.912	0.941	1.000	0.983
Germany	0.650	0.666	0.635	0.641	0.674	0.727	0.729	0.722	0.737	0.800	0.851	0.878
Italy	1.208	1.234	1.205	1.206	1.243	1.288	1.292	1.285	1.287	1.304	1.335	1.301
Spain	0.688	0.718	0.698	0.681	0.710	0.757	0.779	0.781	0.783	0.797	0.847	0.819
UK	0.529	0.548	0.524	0.525	0.556	0.606	0.615	0.605	0.616	0.631	0.661	0.637
Japan <sup>4</sup>	82.889	84.889	87.444	87.444	87.222	88.111	91.056	91.500	91.611	92.278	96.833	97.611
Canada	1.071	1.132	1.129	1.127	1.140	1.171	1.162	1.155	1.144	1.161	1.199	1.184
USA	0.714	0.767	0.755	0.747	0.760	0.827	0.827	0.851	0.853	0.866	0.893	..
<b>Low sulphur fuel oil for industry</b> <sup>5</sup> (per kg)												
France	0.470	0.518	0.508	0.505	0.523	0.573	0.583	0.589	0.582	0.587	0.624	0.593
Germany	..	..	..	..	..	..	..	..	..	..	..	..
Italy	0.397	0.415	0.394	0.385	0.409	0.457	0.467	0.469	0.462	0.468	0.504	0.468
Spain	0.367	0.391	0.378	0.374	0.385	0.419	0.443	0.459	0.448	0.454	0.475	0.468
UK	..	..	..	..	..	..	..	..	..	..	..	..
Japan	66.200	68.800	68.900	68.200	69.900	74.500	76.300	76.600	76.300	78.600	82.300	..
Canada	..	..	..	..	..	..	..	..	..	..	..	..
USA <sup>6</sup>	0.467	0.474	0.469	0.456	0.473	0.524	0.544	0.555	0.555	0.554	..	..

1. Euros for France, Germany, Italy and Spain; pounds for UK; yen for Japan; Canadian dollars for Canada; US dollars for USA.

2. Unleaded premium (95 RON) for France, Germany, Italy, Spain, UK; regular unleaded for Canada, Japan and the United States.

3. Automotive diesel for non-commercial use.

4. Kerosene for Japan.

5. VAT excluded from prices for France, Italy, Spain and UK as it is refunded to industry.

6. Data for May 2015 onwards have been estimated by IEA based on residual fuel oil prices.

**Table 4: IEA end-use taxes for selected oil products***National currencies*<sup>1</sup>

	Dec17	Jan18	Feb18	Mar18	Apr18	May18	Jun18	Jul18	Aug18	Sep18	Oct18	Nov18
<b>Gasoline<sup>2</sup> (per litre)</b>												
France	0.893	0.929	0.936	0.934	0.939	0.946	0.949	0.946	0.949	0.950	0.951	0.938
Germany	0.871	0.873	0.871	0.866	0.874	0.887	0.887	0.888	0.892	0.895	0.898	0.901
Italy	1.007	1.010	1.009	1.007	1.010	1.019	1.025	1.022	1.022	1.024	1.027	1.021
Spain	0.676	0.678	0.676	0.674	0.680	0.689	0.692	0.690	0.691	0.693	0.695	0.687
UK	0.780	0.782	0.782	0.779	0.781	0.789	0.793	0.792	0.794	0.797	0.798	0.794
Japan	67.1	67.2	67.3	67.2	67.2	67.5	67.9	67.9	67.9	68.0	68.3	68.2
Canada	0.394	0.396	0.396	0.398	0.401	0.403	0.402	0.402	0.401	0.401	0.399	0.392
USA <sup>3</sup>	0.122	0.122	0.123	0.123	0.123	0.123	0.123	0.123	0.123	0.124	0.124	0.124
<b>Diesel<sup>4</sup> (per litre)</b>												
France	0.760	0.826	0.840	0.837	0.842	0.852	0.855	0.851	0.852	0.856	0.862	0.857
Germany	0.659	0.662	0.658	0.657	0.662	0.673	0.674	0.673	0.676	0.682	0.689	0.697
Italy	0.873	0.877	0.876	0.873	0.877	0.886	0.892	0.889	0.888	0.891	0.897	0.896
Spain	0.564	0.568	0.566	0.564	0.569	0.578	0.581	0.580	0.580	0.583	0.588	0.584
UK	0.786	0.788	0.787	0.785	0.786	0.796	0.799	0.799	0.801	0.804	0.807	0.806
Japan	41.4	41.5	41.6	41.6	41.6	41.9	42.2	42.2	42.2	42.3	42.7	42.6
Canada	0.310	0.312	0.312	0.311	0.312	0.315	0.315	0.314	0.313	0.314	0.315	0.315
USA <sup>3</sup>	0.140	0.140	0.142	0.142	0.142	0.142	0.142	0.142	0.142	0.144	0.144	0.144
<b>Domestic heating oil (per litre)</b>												
France	0.251	0.292	0.299	0.298	0.301	0.309	0.309	0.308	0.308	0.313	0.323	0.320
Germany	0.165	0.168	0.163	0.164	0.169	0.177	0.178	0.177	0.179	0.189	0.197	0.201
Italy	0.621	0.626	0.620	0.621	0.627	0.635	0.636	0.635	0.635	0.638	0.644	0.638
Spain	0.208	0.214	0.210	0.207	0.212	0.221	0.225	0.226	0.227	0.229	0.237	0.232
UK	0.137	0.138	0.136	0.136	0.138	0.140	0.141	0.140	0.141	0.141	0.143	0.142
Japan <sup>5</sup>	8.940	9.088	9.277	9.277	9.261	9.327	9.545	9.578	9.586	9.635	9.973	10.030
Canada	0.112	0.115	0.115	0.115	0.115	0.117	0.116	0.116	0.115	0.116	0.118	0.117
USA	..	..	..	..	..	..	..	..	..	..	..	..
<b>Low sulphur fuel oil for industry<sup>6</sup> (per kg)</b>												
France	0.095	0.131	0.140	0.140	0.140	0.140	0.140	0.140	0.140	0.140	0.140	0.140
Germany	..	..	..	..	..	..	..	..	..	..	..	..
Italy	0.031	0.031	0.031	0.031	0.031	0.031	0.031	0.031	0.031	0.031	0.031	0.031
Spain	0.017	0.017	0.017	0.017	0.017	0.017	0.017	0.016	0.017	0.016	0.016	0.016
UK	..	..	..	..	..	..	..	..	..	..	..	..
Japan	0.000	0.000	0.000	0.000	0.000	0.000	0.000	0.000	0.000	0.000	0.000	..
Canada	..	..	..	..	..	..	..	..	..	..	..	..
USA	..	..	..	..	..	..	..	..	..	..	..	..

1. Euros for France, Germany, Italy and Spain; pounds for UK; yen for Japan; Canadian dollars for Canada; US dollars for USA.

2. Unleaded premium (95 RON) for France, Germany, Italy, Spain, UK; regular unleaded for Canada, Japan and the United States.

3. Includes federal and state tax only

4. Automotive diesel for non-commercial use.

5. Kerosene for Japan.

6. VAT excluded from prices for France, Italy, Spain and UK as it is refunded to industry.

**Overall responsibility**

Roberta Quadrelli

**Statistics**

Elvira Sumalinog  
Domenico Lattanzio

**Contacts:**

Energy Data Centre  
Prices and Taxes Statistics  
9, rue de la Fédération  
75739 PARIS Cedex 15  
France

☎ +33 (0)1 40 57 66 26

✉ [prices@iea.org](mailto:prices@iea.org)

**Media Enquiries:**

IEA Press Office

☎ +33 (0)1 40 57 65 54

✉ [ieapressoffice@iea.org](mailto:ieapressoffice@iea.org)

This document can be downloaded free of charge at:  
<http://www.iea.org/statistics/topics/pricesandtaxes/>  
(also available in Excel format)

The publication schedule can be downloaded at:  
[http://www.iea.org/media/statistics/Schedule\\_monthly.pdf](http://www.iea.org/media/statistics/Schedule_monthly.pdf)