

S  
t  
a  
t  
i  
s  
t  
i  
c  
s

# Monthly oil price statistics

Next release: 12 July 2019



International  
Energy Agency  
Secure  
Sustainable  
Together

With data up to:

May

2019

## TABLE OF CONTENTS

		Page	
<b>Charts</b>	<b>1</b>	<i>Latest IEA monthly crude oil and oil product price changes</i>	3
	<b>2</b>	<i>IEA crude oil import costs</i>	4
	<b>3</b>	<i>IEA end-use prices for selected oil products</i>	4
	<b>4</b>	<i>Regional weights for IEA average end-use prices</i>	4
	<b>5</b>	<i>IEA end-use prices for selected oil products - by geographical groupings</i>	5
	<b>6</b>	<i>US dollar exchange rate indices (2015=100)</i>	5
<b>Tables</b>	<b>1</b>	<i>IEA crude oil import costs</i>	6
	<b>2</b>	<i>IEA end-use total and ex-tax prices for selected oil products - latest month</i>	7
	<b>3</b>	<i>IEA end-use prices for selected oil products</i>	8
	<b>4</b>	<i>IEA end-use taxes for selected oil products</i>	9

### NOTES

#### Abbreviations

**cif** *cost of insurance and freight included*

#### Sources

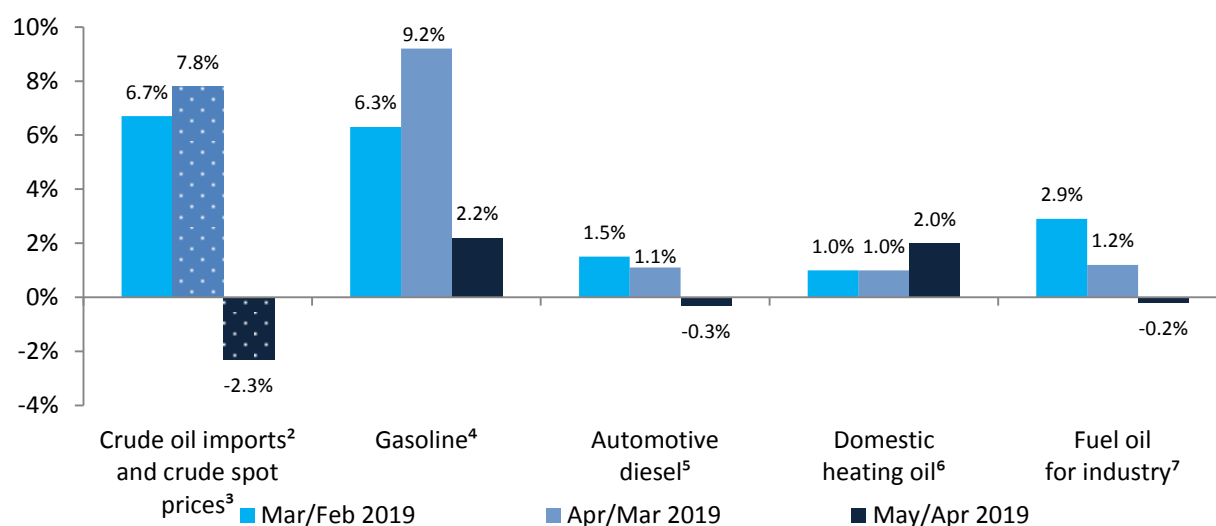
- Crude oil import costs are derived from the IEA's monthly survey of its member countries.*
- Monthly oil products prices and taxes have been developed by the IEA Secretariat using data extracted from the following sources, supplemented by tax information supplied by national agencies:*  
*Canada - Natural Resources Canada*  
*France, Germany, Italy, Spain and United Kingdom - European Commission's Directorate-General for Energy*  
*Japan - Ministry for Economy, Trade and Industry's Agency for Natural Resources and*  
*United States - US Energy Information Administration, US Bureau of Labour Statistics*  
*The IEA Secretariat thanks all agencies concerned.*

**Please note that all IEA data are subject to the following Terms and Conditions found on the IEA's website:**  
<http://www.iea.org/t&c/termsandconditions/>

## KEY TRENDS

- In March 2019, crude oil import costs for IEA countries increased on average by 7%, recording the third consecutive month of growth. In April 2019, average crude oil spot prices increased robustly by 8%, reaching a 7-month peak of 69 USD/bbl. Spot prices then fell by 2% in May due mainly to the step decrease recorded during last days of the month.
- In May 2019, gasoline prices rose in all countries, with the highest increases in Germany (+5%) and the United Kingdom (+3%). Automotive diesel prices followed a similar pattern in all countries. Despite the increases of prices in the individual countries, the IEA average price for May slightly fell due to the increase in consumption of automotive diesel in the United States where price is lower.
- In May 2019, average domestic heating oil price increased, as with transport fuel prices. Prices increased the most in the United Kingdom (+3%) and Spain (+2%), while Italy and France recorded the lowest increases (+1%).

**Chart 1: Latest IEA monthly crude oil and oil product price changes<sup>1</sup>**



1. Some data have been extrapolated based on available data.

Unless otherwise specified, prices include France, Germany, Italy, Spain, UK, Japan, Canada and USA.

2. Volume-weighted average cif cost, reported in US dollars.

Mar/Feb 2019 includes crude oil import costs for France, Germany, Italy, Spain, UK, Japan, Canada and USA.

3. Apr/Mar 2019 and May/Apr 2019 are based on Argus crude spot prices and are the simple average of Dubai, North Sea and WTI.

4. Unleaded premium (95 RON) for France, Germany, Italy, Spain and the United Kingdom; regular unleaded for Canada, Japan and the United States.

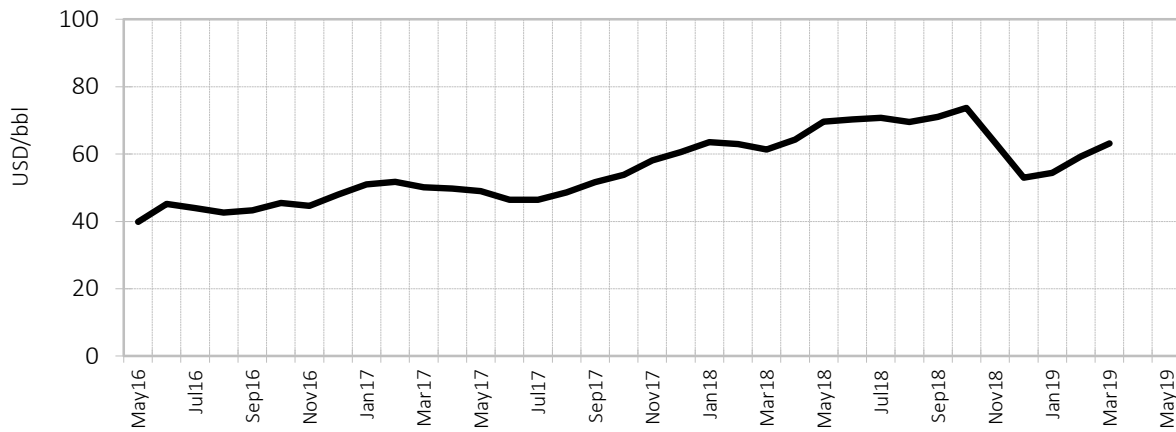
5. Automotive diesel for non-commercial use.

6. May/Apr 2019 includes domestic heating oil prices for France, Germany, Italy, Spain, UK, Japan and Canada.

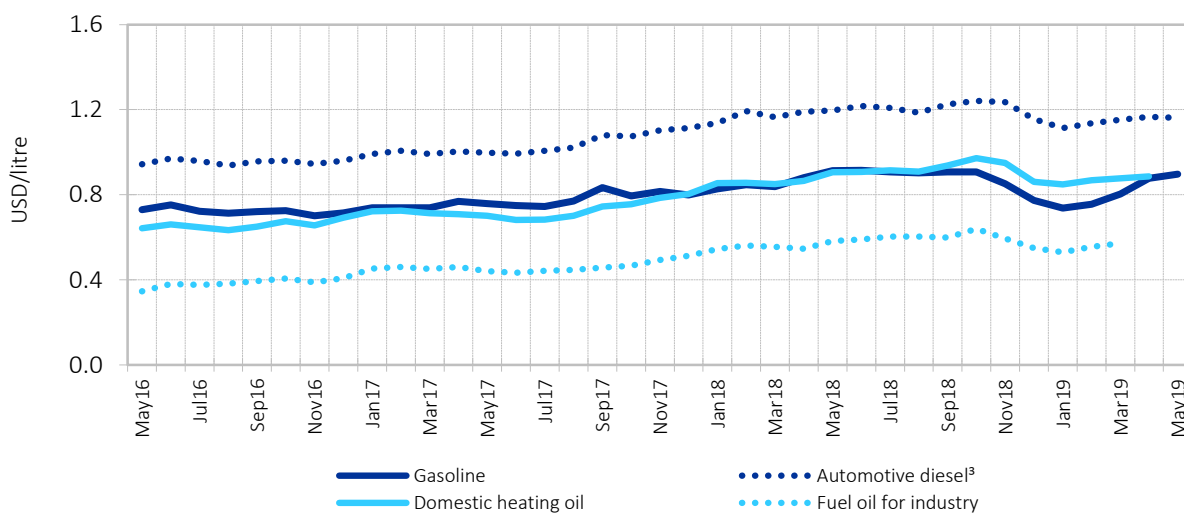
7. Apr/Mar 2019 includes fuel oil prices for industry in France, Italy, Japan and Spain.

May/Apr 2019 includes fuel oil prices for industry in France, Italy and Spain.

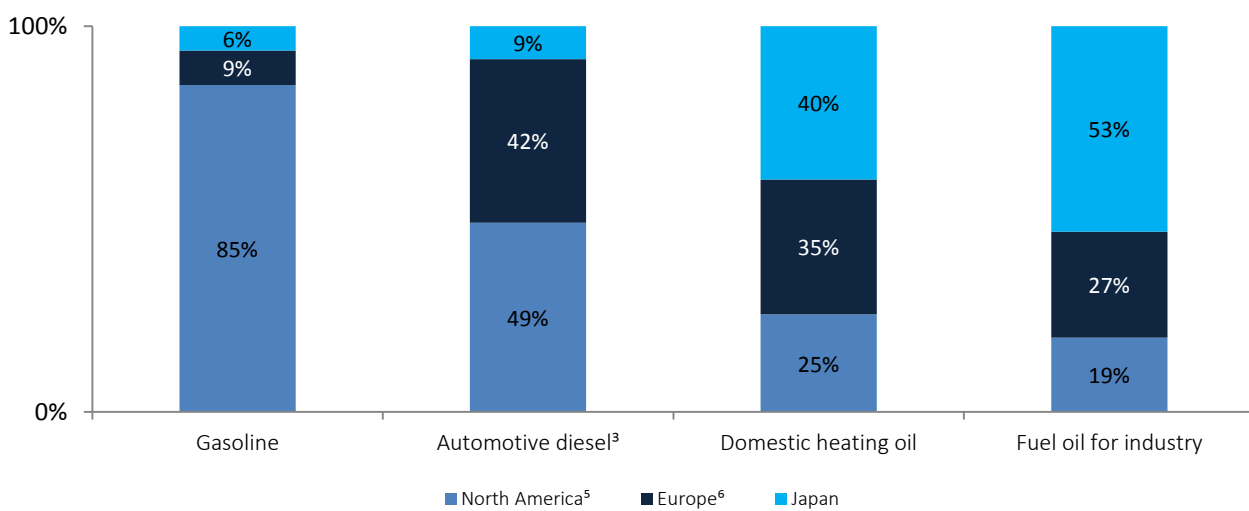
**Chart 2: IEA crude oil import costs<sup>1</sup>**



**Chart 3: IEA end-use prices for selected oil products<sup>2</sup>**

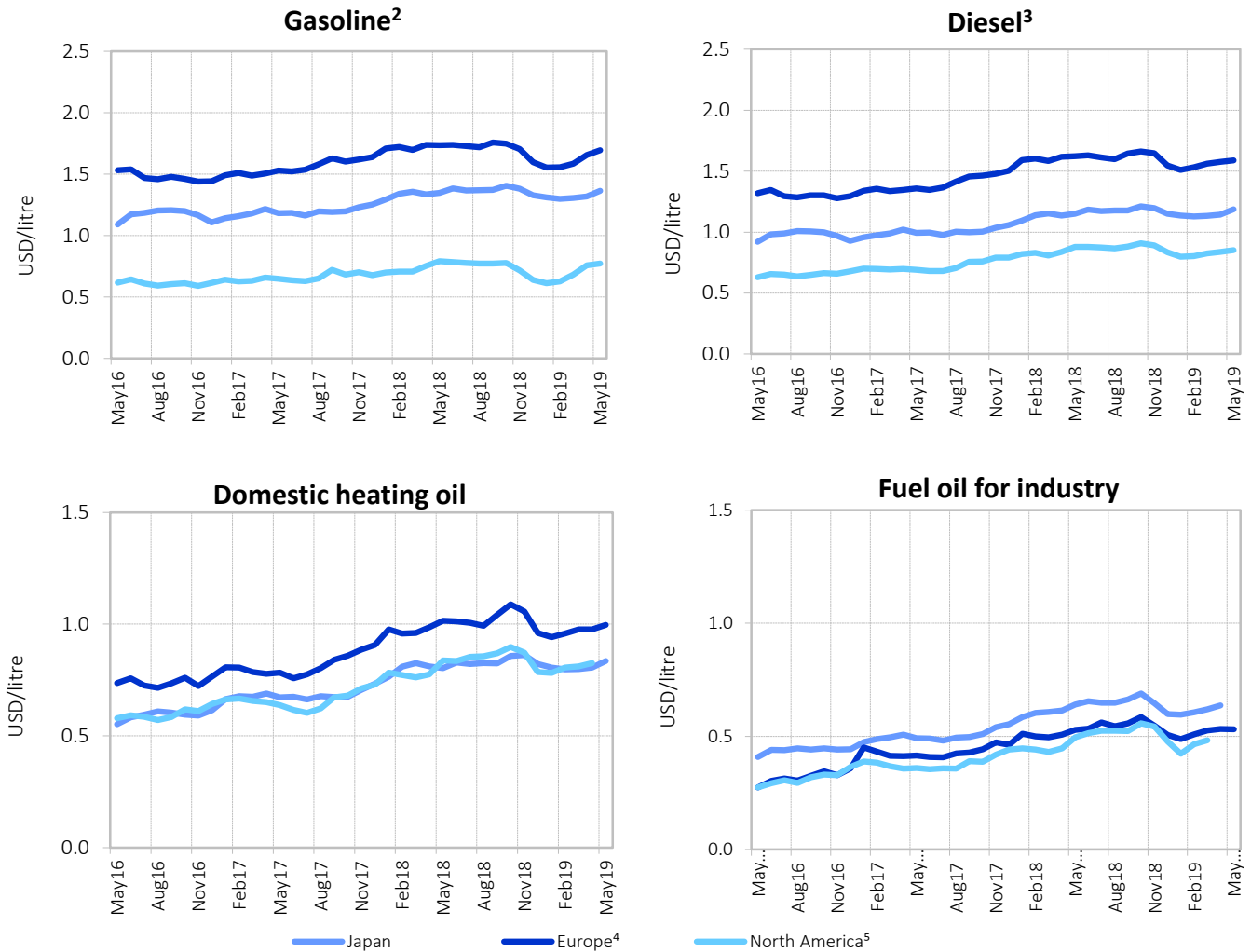


**Chart 4: Regional weights for IEA average end-use prices<sup>4</sup>**

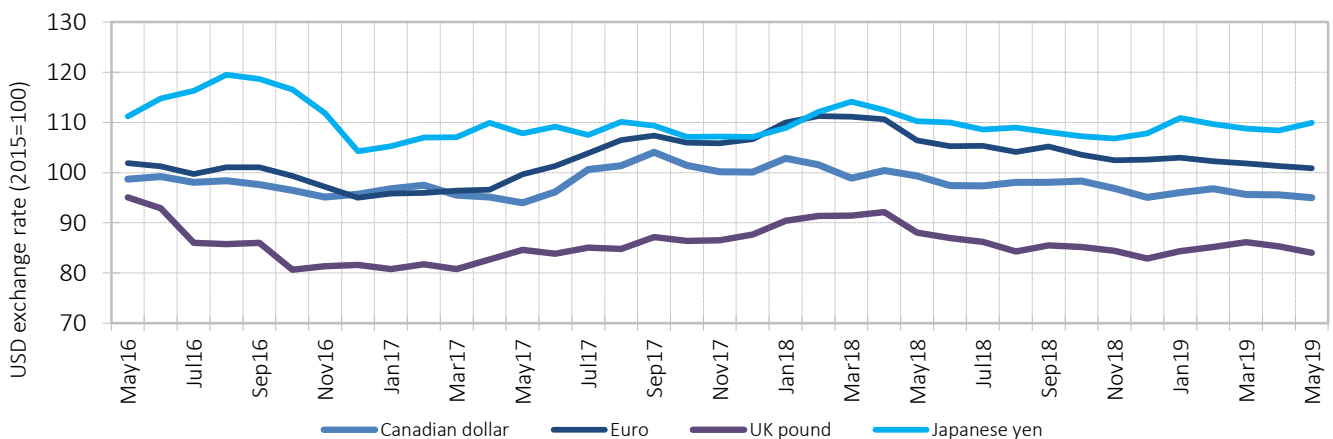


1. Volume-weighted average cif cost, reported in US dollars; includes France, Germany, Italy, Spain, UK, Japan, Canada and USA.  
 2. Consumption-weighted average price including taxes using current exchange rates for France, Germany, Italy, Spain, UK, Japan, Canada and USA.  
 3. Automotive diesel for non-commercial use.  
 4. Annual consumption-based regional weights.  
 5. Includes the United States and Canada.  
 6. Includes France, Germany, Italy, Spain and the United Kingdom.

**Chart 5: IEA end-use prices<sup>1</sup> for selected oil products**



**Chart 6: US dollar exchange rate indices (2015=100)<sup>6</sup>**



1. Consumption-weighted average price including taxes. For the two most recent months, consumption is estimated using growth rates for the same period of the previous year.
2. Unleaded premium (95 RON) for France, Germany, Italy, Spain and the United Kingdom; regular unleaded for Canada, Japan and the United States.
3. Automotive diesel for non-commercial use.
4. Includes France, Germany, Italy, Spain and the United Kingdom.
5. Includes the United States and Canada.
6. US dollar exchange rate indices are based on exchange rates from the OECD's Main Economic Indicators database. An increase in the index indicates a strengthening of the currency compared to US dollars. Such fluctuations create differences in price trends in US dollars compared to those in national currencies.

**Table 1: IEA crude oil import costs<sup>1</sup>***US dollars per barrel*

	France	Germany	Italy	Spain	UK	Japan	Canada	USA	Total <sup>2</sup>
1999	17.5	17.5	17.1	17.0	18.0	17.4	17.9	17.1	17.3
2000	28.2	28.1	27.8	27.2	28.5	28.7	29.1	27.5	28.0
2001	24.1	24.2	23.9	23.3	24.5	25.0	24.9	22.1	23.4
2002	24.6	24.4	24.3	24.0	24.6	25.0	25.0	23.5	24.2
2003	28.9	28.4	28.6	28.1	29.1	29.3	29.5	27.7	28.4
2004	37.6	36.7	36.6	36.0	37.8	36.6	38.1	35.9	36.4
2005	52.7	52.3	51.3	50.5	53.8	51.6	52.4	48.8	50.6
2006	63.7	63.3	62.5	61.0	65.0	64.0	64.3	59.2	61.6
2007	72.2	71.6	70.2	68.7	73.8	70.1	70.0	66.8	69.0
2008	97.6	96.7	96.7	94.9	99.3	101.0	101.4	95.0	97.0
2009	61.6	61.2	60.7	59.8	62.4	61.3	60.3	58.8	60.1
2010	79.8	78.5	79.3	77.8	80.6	79.4	79.1	76.0	77.8
2011	111.8	110.6	110.2	108.5	113.5	109.3	110.8	102.4	106.8
2012	112.0	112.2	112.2	109.5	112.6	114.8	110.6	101.2	107.8
2013	109.6	109.6	110.0	106.8	110.3	110.6	108.6	97.3	104.5
2014	99.4	99.8	99.1	97.1	100.1	104.2	98.6	89.4	96.2
2015	53.1	52.7	52.1	49.5	53.8	54.2	53.5	45.8	50.1
2016	43.5	42.8	42.3	40.1	44.6	41.8	43.6	37.9	40.4
2017	54.5	54.0	53.2	51.7	54.7	54.4	54.3	48.1	51.4
2018	71.6	70.5	70.9	69.0	72.7	72.9	70.9	59.2	66.2
1Q2016	34.4	33.2	32.5	30.8	35.1	32.2	35.9	28.1	30.8
2Q2016	44.0	44.2	43.6	41.6	45.7	42.0	44.3	38.8	41.2
3Q2016	45.9	45.1	44.6	42.2	46.6	46.0	45.9	40.8	43.3
4Q2016	48.9	48.4	47.5	45.7	49.4	47.6	48.8	43.6	46.0
1Q2017	53.9	53.3	52.5	51.1	54.5	55.2	54.5	47.2	50.9
2Q2017	49.7	50.3	49.0	47.8	50.5	52.8	51.2	45.7	48.4
3Q2017	51.6	51.3	50.4	49.4	52.0	49.9	51.3	46.2	48.8
4Q2017	62.0	61.0	60.3	58.6	61.7	59.7	60.7	53.6	57.6
1Q2018	67.5	66.7	66.7	65.5	68.3	66.8	67.0	56.9	62.6
2Q2018	73.7	73.3	72.3	69.9	74.9	71.7	72.8	62.9	68.0
3Q2018	75.2	74.4	74.6	72.2	75.7	76.7	73.1	64.5	70.5
4Q2018	70.3	68.1	69.4	68.4	70.9	76.3	70.6	51.7	63.3
1Q2019	63.2	62.5	62.3	60.3	63.6	63.8	60.2	52.9	58.9
Mar-17	52.1	51.3	50.5	50.3	52.7	55.7	54.0	46.6	50.1
Apr-17	52.1	52.1	51.4	49.4	52.4	53.7	52.8	46.2	49.8
May-17	49.3	50.5	49.8	47.9	51.0	53.5	50.8	46.8	49.0
Jun-17	47.9	47.8	46.1	46.0	47.9	50.9	50.1	44.0	46.4
Jul-17	48.3	47.9	47.2	46.5	48.6	48.0	48.7	44.5	46.4
Aug-17	51.3	51.3	50.3	48.6	52.0	49.5	51.3	46.1	48.6
Sep-17	55.6	54.9	54.0	53.3	56.1	52.4	54.1	48.2	51.7
Oct-17	58.3	56.9	56.5	54.9	58.0	55.9	57.3	50.1	53.8
Nov-17	62.3	61.8	60.7	59.1	62.5	59.2	60.7	54.5	58.1
Dec-17	65.3	64.1	63.5	62.0	64.8	63.5	63.8	56.1	60.6
Jan-18	68.7	68.6	68.1	65.4	69.6	65.5	67.6	58.8	63.5
Feb-18	67.1	65.8	66.7	68.2	67.8	68.9	67.7	56.5	63.0
Mar-18	66.4	65.8	65.6	63.2	67.2	66.3	65.7	55.3	61.4
Apr-18	71.0	69.7	69.0	67.6	71.6	67.2	69.2	58.5	64.3
May-18	75.5	75.3	74.5	71.5	77.5	72.3	75.0	64.4	69.6
Jun-18	74.8	74.5	73.5	70.9	75.5	77.2	74.5	65.5	70.3
Jul-18	74.4	74.3	74.5	71.8	75.3	76.9	72.0	66.0	70.8
Aug-18	72.8	72.2	72.3	70.0	73.8	76.5	71.5	63.8	69.5
Sep-18	78.2	77.1	77.5	74.6	78.0	76.5	76.2	63.4	71.1
Oct-18	79.9	80.7	80.7	78.3	81.9	80.4	75.9	64.6	73.7
Nov-18	69.9	67.8	69.4	68.2	71.1	79.2	71.9	50.6	63.3
Dec-18	59.1	58.6	58.3	57.8	59.1	69.2	65.2	40.1	53.0
Jan-19	59.4	59.5	58.2	56.0	60.1	61.8	56.1	46.8	54.4
Feb-19	64.0	63.4	61.5	60.4	64.3	62.3	60.4	54.1	59.2
Mar-19	66.3	65.0	67.3	64.8	67.0	67.1	64.4	58.5	63.2

1. Average cost, cif basis, reported in US dollars.

2. Volume-weighted average cost for France, Germany, Italy, Spain, UK, Japan, Canada and USA.

**Table 2: IEA end-use total and ex-tax prices for selected oil products****May 2019**

<i>National currencies</i> <sup>1</sup>							<i>US dollars</i>						
	<b>Total price</b>	<b>% change from</b>		<b>Ex-tax price</b>	<b>% change from</b>		<b>Total price</b>	<b>% change from</b>		<b>Ex-tax price</b>	<b>% change from</b>		
		<i>Apr-19</i>	<i>May-18</i>		<i>Apr-19</i>	<i>May-18</i>		<i>Apr-19</i>	<i>May-18</i>		<i>Apr-19</i>	<i>May-18</i>	
<b>Gasoline<sup>2</sup> (per litre)</b>													
France	1.584	1.6	3.4	0.629	3.5	7.3	1.772	1.2	-2.0	0.704	3.0	1.7	France
Germany	1.523	4.5	5.0	0.625	9.6	10.8	1.704	4.0	-0.5	0.699	9.2	5.0	Germany
Italy	1.626	1.4	0.7	0.605	3.2	1.5	1.819	1.0	-4.6	0.677	2.8	-3.8	Italy
Spain	1.356	2.2	3.4	0.648	3.8	4.0	1.517	1.7	-2.1	0.725	3.4	-1.4	Spain
UK	1.284	3.3	2.5	0.490	7.5	5.6	1.649	1.8	-2.2	0.629	5.9	0.8	UK
Japan	150.2	2.2	1.7	82.5	3.8	2.9	1.364	3.6	1.4	0.749	5.2	2.5	Japan
Canada	1.337	0.2	-3.6	0.936	0.3	-4.9	0.993	-0.4	-7.8	0.695	-0.3	-9.0	Canada
USA	0.755	2.2	-1.4	0.631	2.6	-1.9	0.755	2.2	-1.4	0.631	2.6	-1.9	USA
<b>Diesel<sup>3</sup> (per litre)</b>													
France	1.482	0.8	2.1	0.626	1.6	4.3	1.658	0.4	-3.3	0.700	1.2	-1.1	France
Germany	1.297	2.0	2.1	0.620	3.5	3.9	1.451	1.5	-3.2	0.694	3.1	-1.6	Germany
Italy	1.519	0.7	1.7	0.628	1.5	3.5	1.699	0.3	-3.6	0.703	1.0	-2.0	Italy
Spain	1.260	1.3	3.6	0.662	2.0	3.8	1.410	0.8	-1.8	0.741	1.6	-1.7	Spain
UK	1.357	1.9	4.9	0.552	4.2	10.8	1.743	0.4	0.1	0.709	2.6	5.8	UK
Japan	130.7	2.3	3.5	88.5	3.3	4.9	1.187	3.8	3.2	0.804	4.7	4.5	Japan <sup>3</sup>
Canada	1.289	1.6	-2.1	0.976	2.0	-2.6	0.958	1.0	-6.4	0.725	1.4	-6.9	Canada <sup>3</sup>
USA	0.835	1.3	-2.6	0.690	1.6	-3.5	0.835	1.3	-2.6	0.690	1.6	-3.5	USA
<b>Domestic heating oil (per litre)</b>													
France	0.965	1.2	5.5	0.648	1.5	7.0	1.079	0.8	0.0	0.724	1.1	1.4	France
Germany	0.748	1.6	2.9	0.567	1.7	3.2	0.837	1.1	-2.5	0.634	1.3	-2.2	Germany
Italy	1.333	0.6	3.5	0.690	1.0	5.7	1.492	0.2	-1.9	0.772	0.6	0.2	Italy
Spain	0.812	2.3	7.3	0.574	2.7	7.1	0.908	1.8	1.7	0.642	2.2	1.5	Spain
UK	0.615	3.1	1.4	0.474	3.8	1.7	0.789	1.6	-3.2	0.609	2.3	-2.9	UK
Japan <sup>4</sup>	91.944	2.2	4.4	82.333	2.2	4.5	0.835	3.6	4.0	0.748	3.7	4.2	Japan <sup>4</sup>
Canada	1.190	1.9	1.7	1.073	2.0	1.8	0.884	1.3	-2.8	0.797	1.4	-2.7	Canada
USA	..	..	..	..	..	..	..	..	..	..	..	..	USA
<b>Low sulphur fuel oil for industry<sup>5</sup> (per kg)</b>													
France	0.592	0.3	3.2	0.452	0.3	4.2	0.662	-0.2	-2.2	0.506	-0.1	-1.2	France
Germany	..	..	..	..	..	..	..	..	..	..	..	..	Germany
Italy	0.499	-0.4	9.1	0.468	-0.4	9.8	0.558	-0.8	3.4	0.523	-0.9	4.0	Italy
Spain	0.454	2.5	8.4	0.437	2.6	8.6	0.508	2.1	2.7	0.489	2.2	2.9	Spain
UK	..	..	..	..	..	..	..	..	..	..	..	..	UK
Japan	..	..	..	..	..	..	..	..	..	..	..	..	Japan
Canada	..	..	..	..	..	..	..	..	..	..	..	..	Canada
USA	..	..	..	..	..	..	..	..	..	..	..	..	USA

1. Euros for France, Germany, Italy and Spain; pounds for UK; yen for Japan; Canadian dollars for Canada; US dollars for USA.

2. Unleaded premium (95 RON) for France, Germany, Italy, Spain, UK; regular unleaded for Canada, Japan and the United States.

3. Automotive diesel for non-commercial use.

4. Kerosene for Japan.

5. VAT excluded from prices for France, Italy, Spain and UK as it is refunded to industry.

See Tables 3 and 4 for a historical comparison of end-use prices and taxes.

**Table 3: IEA end-use prices for selected oil products***National currencies*<sup>1</sup>

	Jun18	Jul18	Aug18	Sep18	Oct18	Nov18	Dec18	Jan19	Feb19	Mar19	Apr19	May19
<b>Gasoline</b> <sup>2</sup> (per litre)												
France	1.548	1.532	1.546	1.554	1.558	1.481	1.427	1.423	1.442	1.481	1.559	1.584
Germany	1.457	1.459	1.482	1.510	1.524	1.541	1.430	1.342	1.336	1.360	1.458	1.523
Italy	1.645	1.630	1.629	1.640	1.657	1.625	1.525	1.488	1.514	1.552	1.603	1.626
Spain	1.330	1.321	1.327	1.336	1.346	1.304	1.215	1.203	1.237	1.267	1.327	1.356
UK	1.280	1.273	1.286	1.303	1.306	1.282	1.218	1.196	1.192	1.202	1.243	1.284
Japan	152.0	152.1	152.0	153.3	158.4	156.5	148.8	143.0	143.3	145.2	147.0	150.2
Canada	1.355	1.368	1.341	1.334	1.295	1.164	1.093	1.069	1.097	1.217	1.334	1.337
USA	0.764	0.753	0.749	0.749	0.756	0.700	0.625	0.594	0.610	0.665	0.739	0.755
<b>Diesel</b> <sup>3</sup> (per litre)												
France	1.468	1.447	1.450	1.474	1.514	1.481	1.417	1.398	1.430	1.460	1.470	1.482
Germany	1.278	1.273	1.289	1.326	1.374	1.423	1.304	1.233	1.247	1.260	1.272	1.297
Italy	1.524	1.509	1.505	1.521	1.554	1.546	1.465	1.432	1.459	1.493	1.508	1.519
Spain	1.234	1.225	1.228	1.244	1.272	1.252	1.166	1.156	1.199	1.228	1.244	1.260
UK	1.320	1.316	1.328	1.344	1.362	1.364	1.320	1.294	1.294	1.308	1.332	1.357
Japan	130.4	130.6	130.7	131.9	136.8	135.6	129.1	124.1	124.4	126.1	127.7	130.7
Canada	1.327	1.305	1.285	1.298	1.329	1.317	1.222	1.172	1.185	1.231	1.269	1.289
USA	0.860	0.854	0.850	0.862	0.889	0.872	0.825	0.787	0.792	0.813	0.824	0.835
<b>Domestic heating oil</b> (per litre)												
France	0.916	0.908	0.912	0.941	1.000	0.983	0.916	0.896	0.932	0.948	0.953	0.965
Germany	0.729	0.722	0.737	0.800	0.851	0.878	0.740	0.705	0.706	0.720	0.736	0.748
Italy	1.292	1.285	1.287	1.304	1.335	1.301	1.251	1.276	1.292	1.308	1.325	1.333
Spain	0.779	0.781	0.783	0.797	0.847	0.819	0.734	0.716	0.754	0.775	0.794	0.812
UK	0.615	0.605	0.616	0.631	0.661	0.637	0.582	0.567	0.588	0.585	0.596	0.615
Japan <sup>4</sup>	91.056	91.500	91.611	92.278	96.833	97.611	92.167	87.889	87.889	88.889	90.000	91.944
Canada	1.162	1.155	1.144	1.161	1.199	1.184	1.116	1.111	1.120	1.138	1.168	1.190
USA	0.827	0.851	0.853	0.866	0.893	0.868	0.780	0.775	0.800	0.806	0.820	..
<b>Low sulphur fuel oil for industry</b> <sup>5</sup> (per kg)												
France	0.583	0.589	0.582	0.587	0.624	0.593	0.532	0.531	0.566	0.579	0.590	0.592
Germany	..	..	..	..	..	..	..	..	..	..	..	..
Italy	0.467	0.469	0.462	0.468	0.504	0.468	0.420	0.444	0.474	0.489	0.501	0.499
Spain	0.443	0.459	0.448	0.454	0.475	0.468	0.435	0.403	0.402	0.433	0.443	0.454
UK	..	..	..	..	..	..	..	..	..	..	..	..
Japan	76.300	76.600	76.300	78.600	82.300	77.500	71.200	68.900	70.800	72.900	75.200	..
Canada	..	..	..	..	..	..	..	..	..	..	..	..
USA <sup>6</sup>	0.544	0.555	0.555	0.554	0.590	0.575	0.505	0.448	0.493	0.510	..	..

1. Euros for France, Germany, Italy and Spain; pounds for UK; yen for Japan; Canadian dollars for Canada; US dollars for USA.

2. Unleaded premium (95 RON) for France, Germany, Italy, Spain, UK; regular unleaded for Canada, Japan and the United States.

3. Automotive diesel for non-commercial use.

4. Kerosene for Japan.

5. VAT excluded from prices for France, Italy, Spain and UK as it is refunded to industry.

6. Data for May 2015 onwards have been estimated by IEA based on residual fuel oil prices.

**Table 4: IEA end-use taxes for selected oil products***National currencies*<sup>1</sup>

	Jun18	Jul18	Aug18	Sep18	Oct18	Nov18	Dec18	Jan19	Feb19	Mar19	Apr19	May19
<b>Gasoline<sup>2</sup> (per litre)</b>												
France	0.949	0.946	0.949	0.950	0.951	0.938	0.929	0.928	0.931	0.938	0.951	0.955
Germany	0.887	0.888	0.892	0.895	0.898	0.901	0.883	0.868	0.868	0.872	0.888	0.898
Italy	1.025	1.022	1.022	1.024	1.027	1.021	1.003	0.996	1.001	1.008	1.017	1.021
Spain	0.692	0.690	0.691	0.693	0.695	0.687	0.675	0.682	0.688	0.693	0.703	0.708
UK	0.793	0.792	0.794	0.797	0.798	0.794	0.783	0.779	0.779	0.779	0.787	0.794
Japan	67.9	67.9	67.9	68.0	68.3	68.2	67.6	67.2	67.2	67.4	67.5	67.7
Canada	0.402	0.402	0.401	0.401	0.399	0.392	0.389	0.388	0.389	0.395	0.401	0.401
USA <sup>3</sup>	0.123	0.123	0.123	0.124	0.124	0.124	0.124	0.124	0.124	0.124	0.124	0.124
<b>Diesel<sup>4</sup> (per litre)</b>												
France	0.855	0.851	0.852	0.856	0.862	0.857	0.846	0.842	0.847	0.852	0.854	0.856
Germany	0.674	0.673	0.676	0.682	0.689	0.697	0.678	0.667	0.669	0.671	0.673	0.677
Italy	0.892	0.889	0.888	0.891	0.897	0.896	0.881	0.875	0.880	0.886	0.889	0.891
Spain	0.581	0.580	0.580	0.583	0.588	0.584	0.572	0.580	0.587	0.592	0.595	0.598
UK	0.799	0.799	0.801	0.804	0.807	0.806	0.800	0.795	0.796	0.798	0.802	0.805
Japan	42.2	42.2	42.2	42.3	42.7	42.6	42.1	41.7	41.7	41.9	42.0	42.2
Canada	0.315	0.314	0.313	0.314	0.315	0.315	0.310	0.308	0.308	0.311	0.312	0.313
USA <sup>3</sup>	0.142	0.142	0.142	0.144	0.144	0.144	0.144	0.144	0.144	0.145	0.145	0.145
<b>Domestic heating oil (per litre)</b>												
France	0.309	0.308	0.308	0.313	0.323	0.320	0.309	0.306	0.312	0.314	0.315	0.317
Germany	0.178	0.177	0.179	0.189	0.197	0.201	0.180	0.174	0.174	0.176	0.179	0.181
Italy	0.636	0.635	0.635	0.638	0.644	0.638	0.629	0.633	0.636	0.639	0.642	0.644
Spain	0.225	0.226	0.227	0.229	0.237	0.232	0.219	0.221	0.228	0.231	0.234	0.238
UK	0.141	0.140	0.141	0.141	0.143	0.142	0.139	0.138	0.139	0.139	0.140	0.141
Japan <sup>5</sup>	9.545	9.578	9.586	9.635	9.973	10.030	9.627	9.310	9.310	9.384	9.467	9.611
Canada	0.116	0.116	0.115	0.116	0.118	0.117	0.114	0.114	0.114	0.115	0.117	0.118
USA	..	..	..	..	..	..	..	..	..	..	..	..
<b>Low sulphur fuel oil for industry<sup>6</sup> (per kg)</b>												
France	0.140	0.140	0.140	0.140	0.140	0.140	0.140	0.140	0.140	0.140	0.140	0.140
Germany	..	..	..	..	..	..	..	..	..	..	..	..
Italy	0.031	0.031	0.031	0.031	0.031	0.031	0.031	0.031	0.031	0.031	0.031	0.031
Spain	0.017	0.016	0.017	0.016	0.016	0.016	0.016	0.017	0.017	0.017	0.017	0.017
UK	..	..	..	..	..	..	..	..	..	..	..	..
Japan	0.000	0.000	0.000	0.000	0.000	0.000	0.000	0.000	0.000	0.000	0.000	..
Canada	..	..	..	..	..	..	..	..	..	..	..	..
USA	..	..	..	..	..	..	..	..	..	..	..	..

1. Euros for France, Germany, Italy and Spain; pounds for UK; yen for Japan; Canadian dollars for Canada; US dollars for USA.

2. Unleaded premium (95 RON) for France, Germany, Italy, Spain, UK; regular unleaded for Canada, Japan and the United States.

3. Includes federal and state tax only

4. Automotive diesel for non-commercial use.

5. Kerosene for Japan.

6. VAT excluded from prices for France, Italy, Spain and UK as it is refunded to industry.

**Overall responsibility**

Roberta Quadrelli

**Statistics**

Elvira Sumalinog  
Domenico Lattanzio

**Contacts:**

Energy Data Centre  
Prices and Taxes Statistics  
9, rue de la Fédération  
75739 PARIS Cedex 15  
France

☎ +33 (0)1 40 57 66 26

✉ [prices@iea.org](mailto:prices@iea.org)

**Media Enquiries:**

IEA Press Office

☎ +33 (0)1 40 57 65 54

✉ [ieapressoffice@iea.org](mailto:ieapressoffice@iea.org)

This document can be downloaded free of charge at:  
<http://www.iea.org/statistics/topics/pricesandtaxes/>  
(also available in Excel format)

The publication schedule can be downloaded at:  
[http://www.iea.org/media/statistics/Schedule\\_monthly.pdf](http://www.iea.org/media/statistics/Schedule_monthly.pdf)