

S
t
a
t
i
s
t
i
c
s

Monthly oil price statistics

Next release: 11 October 2019

iea

With data up to:
August 2019

TABLE OF CONTENTS

| | | Page | |
|---------------|----------|---|---|
| Charts | 1 | <i>Latest IEA monthly crude oil and oil product price changes</i> | 3 |
| | 2 | <i>IEA crude oil import costs</i> | 4 |
| | 3 | <i>IEA end-use prices for selected oil products</i> | 4 |
| | 4 | <i>Regional weights for IEA average end-use prices</i> | 4 |
| | 5 | <i>IEA end-use prices for selected oil products - by geographical groupings</i> | 5 |
| | 6 | <i>US dollar exchange rate indices (2015=100)</i> | 5 |
| Tables | 1 | <i>IEA crude oil import costs</i> | 6 |
| | 2 | <i>IEA end-use total and ex-tax prices for selected oil products - latest month</i> | 7 |
| | 3 | <i>IEA end-use prices for selected oil products</i> | 8 |
| | 4 | <i>IEA end-use taxes for selected oil products</i> | 9 |

NOTES

Abbreviations

cif *cost of insurance and freight included*

Sources

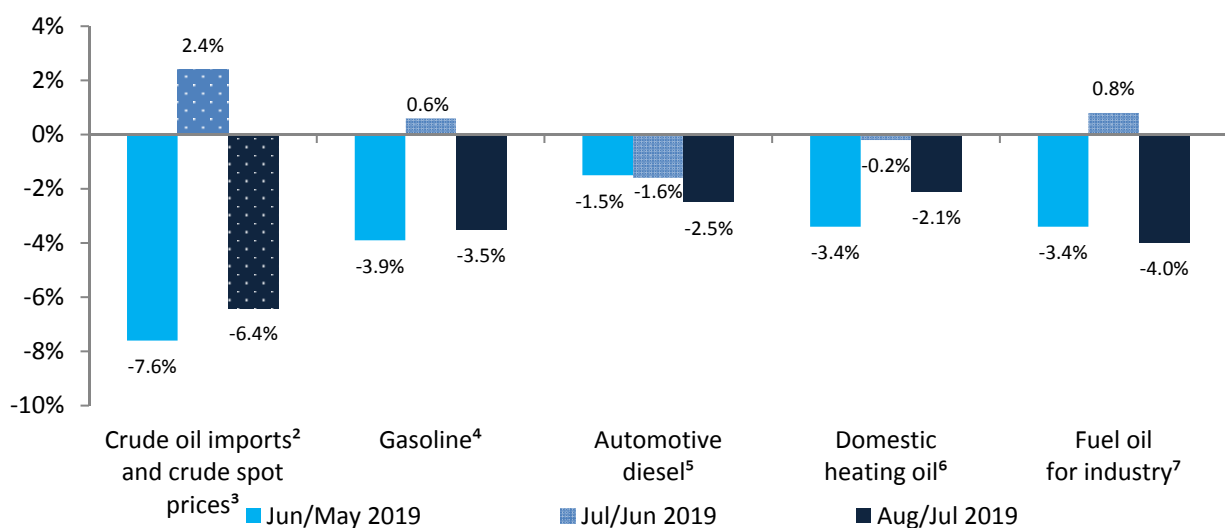
- Crude oil import costs are derived from the IEA's monthly survey of its member countries.*
- Monthly oil products prices and taxes have been developed by the IEA Secretariat using data extracted from the following sources, supplemented by tax information supplied by national agencies:*
Canada - Natural Resources Canada
France, Germany, Italy, Spain and United Kingdom - European Commission's Directorate-General for Energy
Japan - Ministry for Economy, Trade and Industry's Agency for Natural Resources and
United States - US Energy Information Administration, US Bureau of Labour Statistics
The IEA Secretariat thanks all agencies concerned.

Please note that all IEA data are subject to the following Terms and Conditions found on the IEA's website:
<http://www.iea.org/t&c/termsandconditions/>

KEY TRENDS

- Following five months of consecutive increases, crude oil import costs in IEA countries fell by 8% in August 2019. Average crude oil spot prices then followed a more variable trend, falling by 10% in June and rising by 2% in July, only to fall again by 6% in August.
- In August 2019, gasoline prices fell across all IEA countries except in the United Kingdom (+1%), with Canada (-5%) and the United States (-4%) registering the highest decreases. Automotive diesel prices followed a similar pattern, with the United Kingdom again showing the only increase (+1%) and the United States, Germany and Italy recording the highest decrease (-1%).
- As with the trend in transport fuel prices, average domestic heating oil prices fell by 2% in August 2019, pulled down mostly by Canada, France and Germany.

Chart 1: Latest IEA monthly crude oil and oil product price changes¹



1. Some data have been extrapolated based on available data.

Unless otherwise specified, prices include France, Germany, Italy, Spain, UK, Japan, Canada and USA.

2. Volume-weighted average cif cost, reported in US dollars.

Jun/May 2019 includes crude oil import costs for France, Germany, Italy, Spain, UK, Japan, Canada and USA.

3. Jul/Jun 2019 and Aug/Jul 2019 are based on Argus crude spot prices and are the simple average of Dubai, North Sea and WTI.

4. Unleaded premium (95 RON) for France, Germany, Italy, Spain and the United Kingdom; regular unleaded for Canada, Japan and the United States.

5. Automotive diesel for non-commercial use.

6. Aug/Jul 2019 includes domestic heating oil prices for France, Germany, Italy, Spain, UK, Japan and Canada.

7. Jul/Jun 2019 includes fuel oil prices for industry in France, Italy, Japan and Spain.

Aug/Jul 2019 includes fuel oil prices for industry in France, Italy and Spain.

Chart 2: IEA crude oil import costs¹

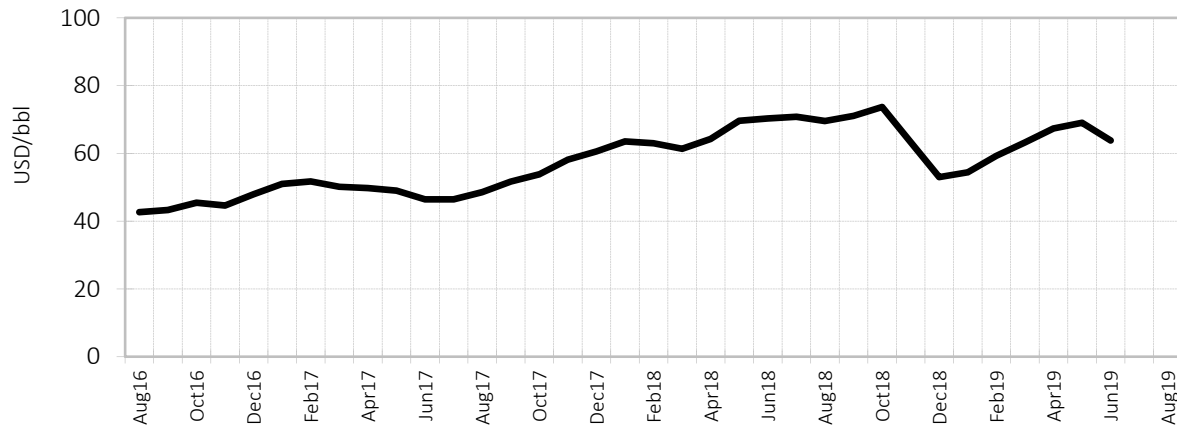


Chart 3: IEA end-use prices for selected oil products²

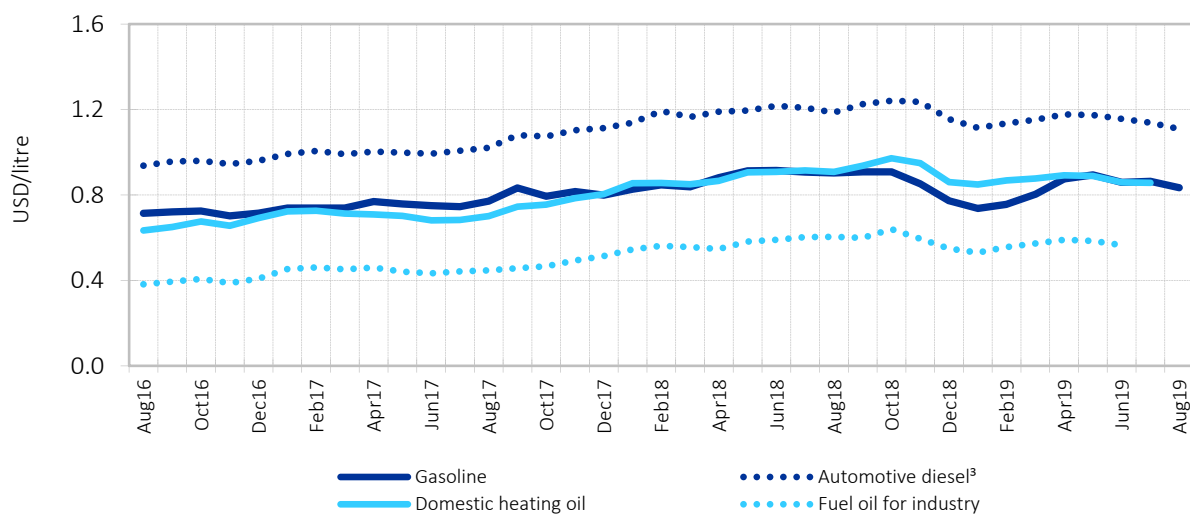
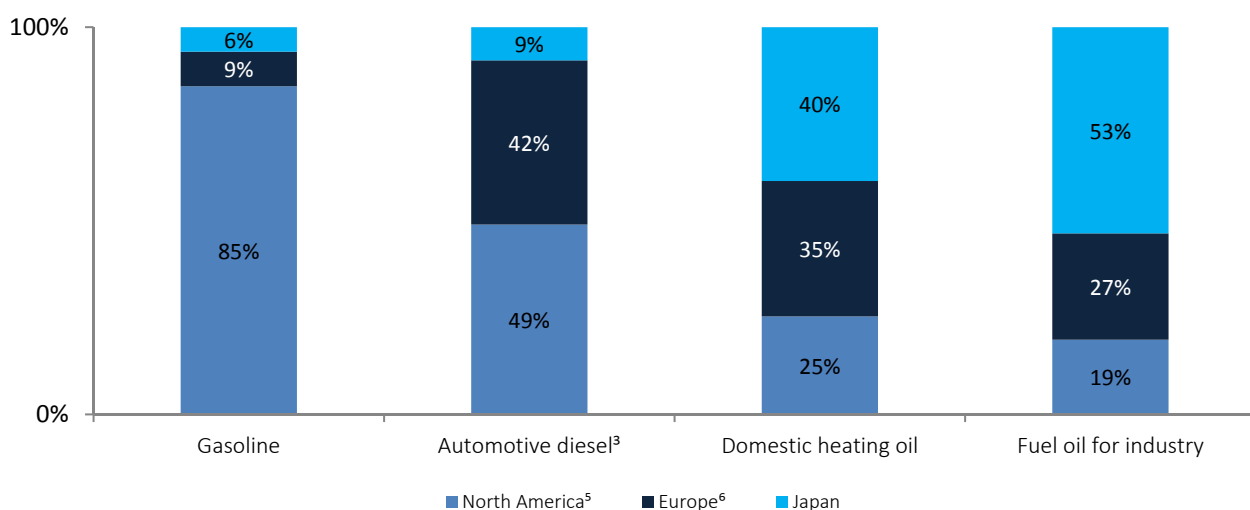


Chart 4: Regional weights for IEA average end-use prices⁴



1. Volume-weighted average cif cost, reported in US dollars; includes France, Germany, Italy, Spain, UK, Japan, Canada and USA.
2. Consumption-weighted average price including taxes using current exchange rates for France, Germany, Italy, Spain, UK, Japan, Canada and USA.
3. Automotive diesel for non-commercial use.
4. Consumption-based regional weights used in average end-use price calculations. The splits shown are average 2017 values.
5. Includes the United States and Canada.
6. Includes France, Germany, Italy, Spain and the United Kingdom.

Chart 5: IEA end-use prices¹ for selected oil products

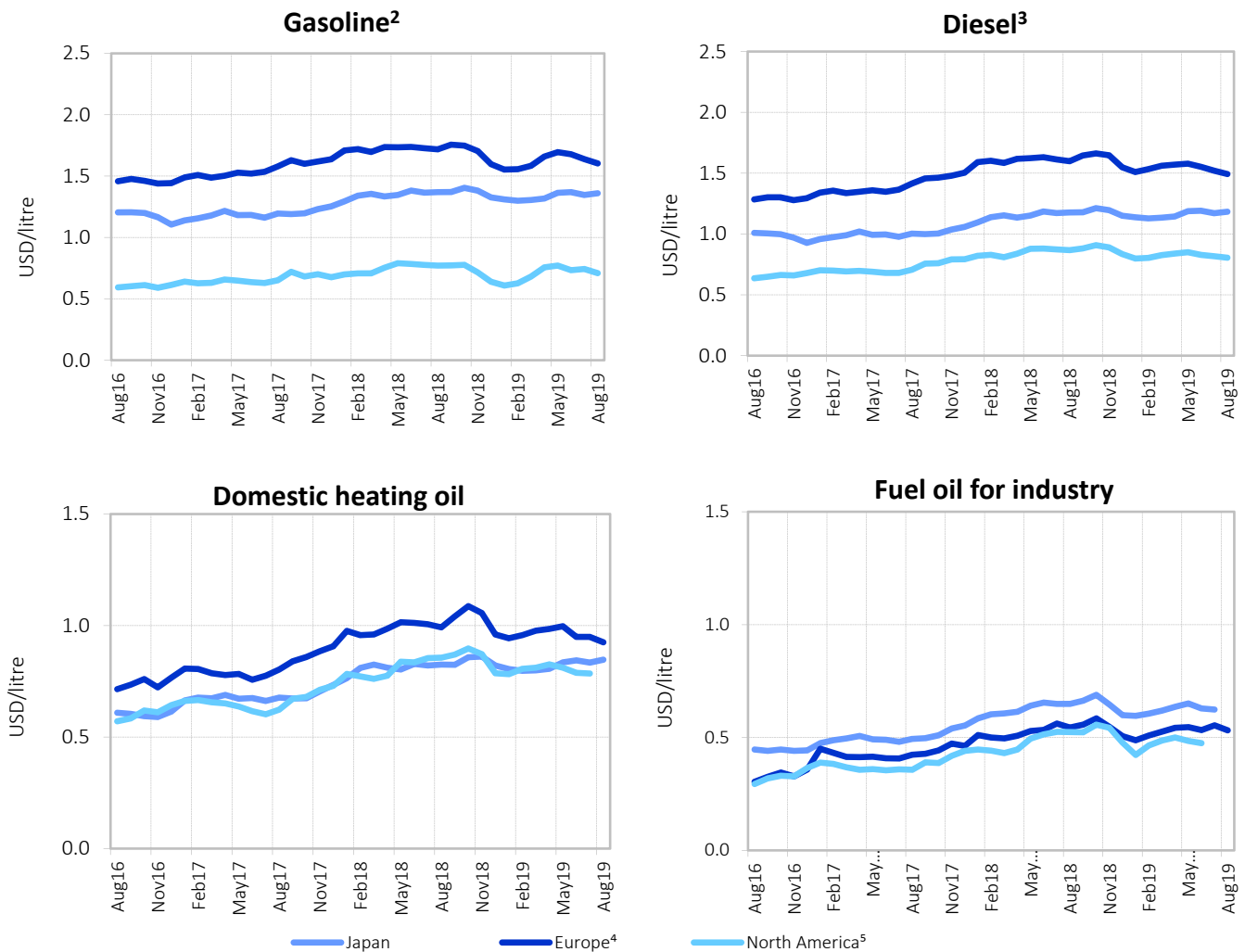
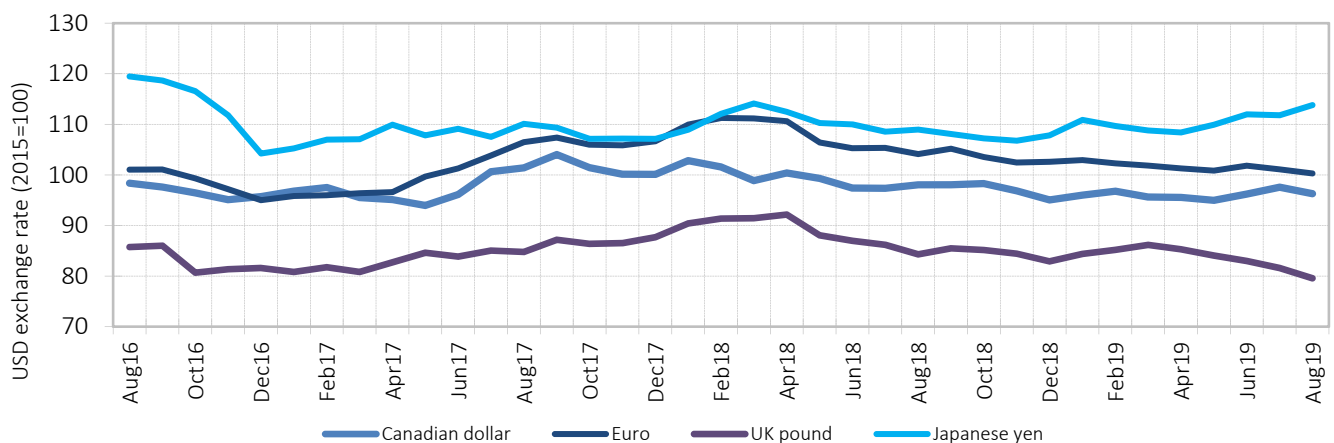


Chart 6: US dollar exchange rate indices (2015=100)⁶



1. Consumption-weighted average price including taxes. For the two most recent months, consumption is estimated using growth rates for the same period of the previous year.
2. Unleaded premium (95 RON) for France, Germany, Italy, Spain and the United Kingdom; regular unleaded for Canada, Japan and the United States.
3. Automotive diesel for non-commercial use.
4. Includes France, Germany, Italy, Spain and the United Kingdom.
5. Includes the United States and Canada.
6. US dollar exchange rate indices are based on exchange rates from the OECD's Main Economic Indicators database. An increase in the index indicates a strengthening of the currency compared to US dollars. Such fluctuations create differences in price trends in US dollars compared to those in national currencies.

Table 1: IEA crude oil import costs¹*US dollars per barrel*

| | France | Germany | Italy | Spain | UK | Japan | Canada | USA | Total ² |
|--------|--------|---------|-------|-------|-------|-------|--------|-------|--------------------|
| 1999 | 17.5 | 17.5 | 17.1 | 17.0 | 18.0 | 17.4 | 17.9 | 17.1 | 17.3 |
| 2000 | 28.2 | 28.1 | 27.8 | 27.2 | 28.5 | 28.7 | 29.1 | 27.5 | 28.0 |
| 2001 | 24.1 | 24.2 | 23.9 | 23.3 | 24.5 | 25.0 | 24.9 | 22.1 | 23.4 |
| 2002 | 24.6 | 24.4 | 24.3 | 24.0 | 24.6 | 25.0 | 25.0 | 23.5 | 24.2 |
| 2003 | 28.9 | 28.4 | 28.6 | 28.1 | 29.1 | 29.3 | 29.5 | 27.7 | 28.4 |
| 2004 | 37.6 | 36.7 | 36.6 | 36.0 | 37.8 | 36.6 | 38.1 | 35.9 | 36.4 |
| 2005 | 52.7 | 52.3 | 51.3 | 50.5 | 53.8 | 51.6 | 52.4 | 48.8 | 50.6 |
| 2006 | 63.7 | 63.3 | 62.5 | 61.0 | 65.0 | 64.0 | 64.3 | 59.2 | 61.6 |
| 2007 | 72.2 | 71.6 | 70.2 | 68.7 | 73.8 | 70.1 | 70.0 | 66.8 | 69.0 |
| 2008 | 97.6 | 96.7 | 96.7 | 94.9 | 99.3 | 101.0 | 101.4 | 95.0 | 97.0 |
| 2009 | 61.6 | 61.2 | 60.7 | 59.8 | 62.4 | 61.3 | 60.3 | 58.8 | 60.1 |
| 2010 | 79.8 | 78.5 | 79.3 | 77.8 | 80.6 | 79.4 | 79.1 | 76.0 | 77.8 |
| 2011 | 111.8 | 110.6 | 110.2 | 108.5 | 113.5 | 109.3 | 110.8 | 102.4 | 106.8 |
| 2012 | 112.0 | 112.2 | 112.2 | 109.5 | 112.6 | 114.8 | 110.6 | 101.2 | 107.8 |
| 2013 | 109.6 | 109.6 | 110.0 | 106.8 | 110.3 | 110.6 | 108.6 | 97.3 | 104.5 |
| 2014 | 99.4 | 99.8 | 99.1 | 97.1 | 100.1 | 104.2 | 98.6 | 89.4 | 96.2 |
| 2015 | 53.1 | 52.7 | 52.1 | 49.5 | 53.8 | 54.2 | 53.5 | 45.8 | 50.1 |
| 2016 | 43.5 | 42.8 | 42.3 | 40.1 | 44.6 | 41.8 | 43.6 | 37.9 | 40.4 |
| 2017 | 54.5 | 54.0 | 53.2 | 51.7 | 54.7 | 54.4 | 54.3 | 48.1 | 51.4 |
| 2018 | 71.6 | 70.5 | 70.9 | 69.0 | 72.7 | 72.9 | 70.9 | 59.2 | 66.2 |
| 2Q2016 | 44.0 | 44.2 | 43.6 | 41.6 | 45.7 | 42.0 | 44.3 | 38.8 | 41.2 |
| 3Q2016 | 45.9 | 45.1 | 44.6 | 42.2 | 46.6 | 46.0 | 45.9 | 40.8 | 43.3 |
| 4Q2016 | 48.9 | 48.4 | 47.5 | 45.7 | 49.4 | 47.6 | 48.8 | 43.6 | 46.0 |
| 1Q2017 | 53.9 | 53.3 | 52.5 | 51.1 | 54.5 | 55.2 | 54.5 | 47.2 | 50.9 |
| 2Q2017 | 49.7 | 50.3 | 49.0 | 47.8 | 50.5 | 52.8 | 51.2 | 45.7 | 48.4 |
| 3Q2017 | 51.6 | 51.3 | 50.4 | 49.4 | 52.0 | 49.9 | 51.3 | 46.2 | 48.8 |
| 4Q2017 | 62.0 | 61.0 | 60.3 | 58.6 | 61.7 | 59.7 | 60.7 | 53.6 | 57.6 |
| 1Q2018 | 67.5 | 66.7 | 66.7 | 65.5 | 68.3 | 66.8 | 67.0 | 56.9 | 62.6 |
| 2Q2018 | 73.7 | 73.3 | 72.3 | 69.9 | 74.9 | 71.7 | 72.8 | 62.9 | 68.0 |
| 3Q2018 | 75.2 | 74.4 | 74.6 | 72.2 | 75.7 | 76.7 | 73.1 | 64.5 | 70.5 |
| 4Q2018 | 70.3 | 68.1 | 69.4 | 68.4 | 70.9 | 76.3 | 70.6 | 51.7 | 63.3 |
| 1Q2019 | 63.2 | 62.5 | 62.3 | 60.3 | 63.6 | 63.8 | 60.2 | 53.0 | 58.9 |
| 2Q2019 | 69.5 | 69.5 | 69.4 | 68.3 | 70.1 | 71.6 | 67.6 | 62.0 | 66.7 |
| Jun-17 | 47.9 | 47.8 | 46.1 | 46.0 | 47.9 | 50.9 | 50.1 | 44.0 | 46.4 |
| Jul-17 | 48.3 | 47.9 | 47.2 | 46.5 | 48.6 | 48.0 | 48.7 | 44.5 | 46.4 |
| Aug-17 | 51.3 | 51.3 | 50.3 | 48.6 | 52.0 | 49.5 | 51.3 | 46.1 | 48.6 |
| Sep-17 | 55.6 | 54.9 | 54.0 | 53.3 | 56.1 | 52.4 | 54.1 | 48.2 | 51.7 |
| Oct-17 | 58.3 | 56.9 | 56.5 | 54.9 | 58.0 | 55.9 | 57.3 | 50.1 | 53.8 |
| Nov-17 | 62.3 | 61.8 | 60.7 | 59.1 | 62.5 | 59.2 | 60.7 | 54.5 | 58.1 |
| Dec-17 | 65.3 | 64.1 | 63.5 | 62.0 | 64.8 | 63.5 | 63.8 | 56.1 | 60.6 |
| Jan-18 | 68.7 | 68.6 | 68.1 | 65.4 | 69.6 | 65.5 | 67.6 | 58.8 | 63.5 |
| Feb-18 | 67.1 | 65.8 | 66.7 | 68.2 | 67.8 | 68.9 | 67.7 | 56.5 | 63.0 |
| Mar-18 | 66.4 | 65.8 | 65.6 | 63.2 | 67.2 | 66.3 | 65.7 | 55.3 | 61.4 |
| Apr-18 | 71.0 | 69.7 | 69.0 | 67.6 | 71.6 | 67.2 | 69.2 | 58.5 | 64.3 |
| May-18 | 75.5 | 75.3 | 74.5 | 71.5 | 77.5 | 72.3 | 75.0 | 64.4 | 69.6 |
| Jun-18 | 74.8 | 74.5 | 73.5 | 70.9 | 75.5 | 77.2 | 74.5 | 65.5 | 70.3 |
| Jul-18 | 74.4 | 74.3 | 74.5 | 71.8 | 75.3 | 76.9 | 72.0 | 66.0 | 70.8 |
| Aug-18 | 72.8 | 72.2 | 72.3 | 70.0 | 73.8 | 76.5 | 71.5 | 63.8 | 69.5 |
| Sep-18 | 78.2 | 77.1 | 77.5 | 74.6 | 78.0 | 76.5 | 76.2 | 63.4 | 71.1 |
| Oct-18 | 79.9 | 80.7 | 80.7 | 78.3 | 81.9 | 80.4 | 75.9 | 64.6 | 73.7 |
| Nov-18 | 69.9 | 67.8 | 69.4 | 68.2 | 71.1 | 79.2 | 71.9 | 50.6 | 63.3 |
| Dec-18 | 59.1 | 58.6 | 58.3 | 57.8 | 59.1 | 69.2 | 65.2 | 40.1 | 53.0 |
| Jan-19 | 59.4 | 59.5 | 58.2 | 56.0 | 60.1 | 61.8 | 56.1 | 46.8 | 54.4 |
| Feb-19 | 64.0 | 63.4 | 61.5 | 60.4 | 64.3 | 62.3 | 60.4 | 54.1 | 59.3 |
| Mar-19 | 66.3 | 65.0 | 67.3 | 64.8 | 67.0 | 67.1 | 64.4 | 58.7 | 63.2 |
| Apr-19 | 71.1 | 70.5 | 71.2 | 68.8 | 71.5 | 70.0 | 67.8 | 63.0 | 67.4 |
| May-19 | 70.3 | 71.8 | 71.9 | 70.5 | 72.5 | 73.3 | 70.3 | 64.6 | 69.0 |
| Jun-19 | 66.7 | 66.2 | 65.8 | 65.5 | 66.5 | 71.4 | 64.9 | 58.5 | 63.8 |

1. Average cost, cif basis, reported in US dollars.

2. Volume-weighted average cost for France, Germany, Italy, Spain, UK, Japan, Canada and USA.

Table 2: IEA end-use total and ex-tax prices for selected oil products**August 2019**

| <i>National currencies</i> ¹ | | | | | | | <i>US dollars</i> | | | | | | |
|---|--------------------|----------------------|---------------|---------------------|----------------------|---------------|--------------------|----------------------|---------------|---------------------|----------------------|---------------|---------------------|
| | Total price | % change from | | Ex-tax price | % change from | | Total price | % change from | | Ex-tax price | % change from | | |
| | | <i>Jul-19</i> | <i>Aug-18</i> | | <i>Jul-19</i> | <i>Aug-18</i> | | <i>Jul-19</i> | <i>Aug-18</i> | | <i>Jul-19</i> | <i>Aug-18</i> | |
| Gasoline² (per litre) | | | | | | | | | | | | | |
| France | 1.502 | -0.8 | -2.8 | 0.561 | -1.8 | -6.0 | 1.671 | -1.6 | -6.4 | 0.624 | -2.5 | -9.5 | France |
| Germany | 1.427 | -2.3 | -3.7 | 0.544 | -4.9 | -7.8 | 1.588 | -3.0 | -7.2 | 0.605 | -5.7 | -11.2 | Germany |
| Italy | 1.577 | -1.0 | -3.2 | 0.565 | -2.2 | -6.9 | 1.754 | -1.8 | -6.7 | 0.629 | -3.0 | -10.3 | Italy |
| Spain | 1.319 | -0.1 | -0.6 | 0.617 | -0.2 | -3.0 | 1.467 | -0.9 | -4.3 | 0.686 | -1.0 | -6.6 | Spain |
| UK | 1.284 | 0.9 | -0.2 | 0.490 | 1.9 | -0.4 | 1.561 | -1.6 | -5.8 | 0.596 | -0.7 | -6.0 | UK |
| Japan | 144.6 | -0.8 | -4.9 | 77.3 | -1.3 | -8.1 | 1.360 | 1.0 | -0.6 | 0.727 | 0.5 | -4.0 | Japan |
| Canada | 1.205 | -5.0 | -10.1 | 0.811 | -7.0 | -13.7 | 0.908 | -6.3 | -11.7 | 0.611 | -8.2 | -15.3 | Canada |
| USA | 0.692 | -4.4 | -7.6 | 0.568 | -5.3 | -9.3 | 0.692 | -4.4 | -7.6 | 0.568 | -5.3 | -9.3 | USA |
| Diesel³ (per litre) | | | | | | | | | | | | | |
| France | 1.415 | -0.4 | -2.4 | 0.570 | -0.7 | -4.7 | 1.574 | -1.1 | -6.0 | 0.634 | -1.5 | -8.2 | France |
| Germany | 1.234 | -1.1 | -4.3 | 0.567 | -2.1 | -7.5 | 1.373 | -1.9 | -7.8 | 0.631 | -2.9 | -10.9 | Germany |
| Italy | 1.465 | -1.1 | -2.7 | 0.584 | -2.2 | -5.3 | 1.630 | -1.9 | -6.2 | 0.650 | -3.0 | -8.8 | Italy |
| Spain | 1.206 | -0.2 | -1.8 | 0.618 | -0.3 | -4.6 | 1.342 | -1.0 | -5.4 | 0.688 | -1.1 | -8.1 | Spain |
| UK | 1.326 | 0.5 | -0.2 | 0.525 | 1.0 | -0.4 | 1.612 | -2.0 | -5.8 | 0.638 | -1.5 | -6.0 | UK |
| Japan | 125.8 | -0.7 | -3.7 | 84.0 | -0.9 | -5.1 | 1.183 | 1.1 | 0.5 | 0.790 | 0.8 | -0.9 | Japan ³ |
| Canada | 1.184 | -0.8 | -7.9 | 0.876 | -1.0 | -9.9 | 0.892 | -2.1 | -9.5 | 0.660 | -2.3 | -11.5 | Canada ³ |
| USA | 0.794 | -1.2 | -6.6 | 0.649 | -1.5 | -8.3 | 0.794 | -1.2 | -6.6 | 0.649 | -1.5 | -8.3 | USA |
| Domestic heating oil (per litre) | | | | | | | | | | | | | |
| France | 0.906 | -0.7 | -0.6 | 0.599 | -0.9 | -0.8 | 1.008 | -1.5 | -4.3 | 0.666 | -1.7 | -4.5 | France |
| Germany | 0.700 | -0.5 | -5.1 | 0.527 | -0.5 | -5.6 | 0.779 | -1.3 | -8.5 | 0.586 | -1.3 | -9.1 | Germany |
| Italy | 1.295 | -0.3 | 0.6 | 0.658 | -0.5 | 0.9 | 1.440 | -1.1 | -3.1 | 0.732 | -1.3 | -2.8 | Italy |
| Spain | 0.769 | -0.3 | -1.8 | 0.539 | -0.4 | -3.1 | 0.856 | -1.1 | -5.4 | 0.599 | -1.2 | -6.6 | Spain |
| UK | 0.591 | -0.1 | -4.1 | 0.452 | -0.1 | -5.1 | 0.719 | -2.6 | -9.5 | 0.549 | -2.6 | -10.4 | UK |
| Japan ⁴ | 90.056 | -0.2 | -1.7 | 80.585 | -0.3 | -1.8 | 0.847 | 1.5 | 2.7 | 0.758 | 1.5 | 2.6 | Japan ⁴ |
| Canada | 1.118 | -1.0 | -2.3 | 1.004 | -1.0 | -2.4 | 0.842 | -2.3 | -4.0 | 0.756 | -2.3 | -4.2 | Canada |
| USA | .. | .. | .. | .. | .. | .. | .. | .. | .. | .. | .. | .. | USA |
| Low sulphur fuel oil for industry⁵ (per kg) | | | | | | | | | | | | | |
| France | 0.557 | -4.5 | -4.2 | 0.418 | -6.0 | -5.5 | 0.620 | -5.3 | -7.7 | 0.465 | -6.7 | -9.0 | France |
| Germany | .. | .. | .. | .. | .. | .. | .. | .. | .. | .. | .. | .. | Germany |
| Italy | 0.466 | -6.0 | 0.9 | 0.435 | -6.4 | 1.0 | 0.519 | -6.7 | -2.8 | 0.484 | -7.1 | -2.7 | Italy |
| Spain | 0.439 | -1.3 | -2.0 | 0.422 | -1.3 | -2.2 | 0.488 | -2.1 | -5.6 | 0.469 | -2.1 | -5.8 | Spain |
| UK | .. | .. | .. | .. | .. | .. | .. | .. | .. | .. | .. | .. | UK |
| Japan | .. | .. | .. | .. | .. | .. | .. | .. | .. | .. | .. | .. | Japan |
| Canada | .. | .. | .. | .. | .. | .. | .. | .. | .. | .. | .. | .. | Canada |
| USA | .. | .. | .. | .. | .. | .. | .. | .. | .. | .. | .. | .. | USA |

1. Euros for France, Germany, Italy and Spain; pounds for UK; yen for Japan; Canadian dollars for Canada; US dollars for USA.

2. Unleaded premium (95 RON) for France, Germany, Italy, Spain, UK; regular unleaded for Canada, Japan and the United States.

3. Automotive diesel for non-commercial use.

4. Kerosene for Japan.

5. VAT excluded from prices for France, Italy, Spain and UK as it is refunded to industry.

See Tables 3 and 4 for a historical comparison of end-use prices and taxes.

Table 3: IEA end-use prices for selected oil products*National currencies*¹

| | Sep18 | Oct18 | Nov18 | Dec18 | Jan19 | Feb19 | Mar19 | Apr19 | May19 | Jun19 | Jul19 | Aug19 |
|--|--------|--------|--------|--------|--------|--------|--------|--------|--------|--------|--------|--------|
| Gasoline ² (per litre) | | | | | | | | | | | | |
| France | 1.554 | 1.558 | 1.481 | 1.427 | 1.423 | 1.442 | 1.481 | 1.559 | 1.584 | 1.537 | 1.514 | 1.502 |
| Germany | 1.510 | 1.524 | 1.541 | 1.430 | 1.342 | 1.336 | 1.360 | 1.458 | 1.523 | 1.501 | 1.460 | 1.427 |
| Italy | 1.640 | 1.657 | 1.625 | 1.525 | 1.488 | 1.514 | 1.552 | 1.603 | 1.626 | 1.603 | 1.593 | 1.577 |
| Spain | 1.336 | 1.346 | 1.304 | 1.215 | 1.203 | 1.237 | 1.267 | 1.327 | 1.356 | 1.321 | 1.320 | 1.319 |
| UK | 1.303 | 1.306 | 1.282 | 1.218 | 1.196 | 1.192 | 1.202 | 1.243 | 1.284 | 1.282 | 1.272 | 1.284 |
| Japan | 153.3 | 158.4 | 156.5 | 148.8 | 143.0 | 143.3 | 145.2 | 147.0 | 150.2 | 147.9 | 145.7 | 144.6 |
| Canada | 1.334 | 1.295 | 1.164 | 1.093 | 1.069 | 1.097 | 1.217 | 1.334 | 1.337 | 1.220 | 1.269 | 1.205 |
| USA | 0.749 | 0.756 | 0.700 | 0.625 | 0.594 | 0.610 | 0.665 | 0.739 | 0.755 | 0.718 | 0.724 | 0.692 |
| Diesel ³ (per litre) | | | | | | | | | | | | |
| France | 1.474 | 1.514 | 1.481 | 1.417 | 1.398 | 1.430 | 1.460 | 1.470 | 1.482 | 1.433 | 1.420 | 1.415 |
| Germany | 1.326 | 1.374 | 1.423 | 1.304 | 1.233 | 1.247 | 1.260 | 1.272 | 1.297 | 1.260 | 1.248 | 1.234 |
| Italy | 1.521 | 1.554 | 1.546 | 1.465 | 1.432 | 1.459 | 1.493 | 1.508 | 1.519 | 1.495 | 1.481 | 1.465 |
| Spain | 1.244 | 1.272 | 1.252 | 1.166 | 1.156 | 1.199 | 1.228 | 1.244 | 1.260 | 1.215 | 1.209 | 1.206 |
| UK | 1.344 | 1.362 | 1.364 | 1.320 | 1.294 | 1.294 | 1.308 | 1.332 | 1.357 | 1.343 | 1.320 | 1.326 |
| Japan | 131.9 | 136.8 | 135.6 | 129.1 | 124.1 | 124.4 | 126.1 | 127.7 | 130.7 | 128.7 | 126.7 | 125.8 |
| Canada | 1.298 | 1.329 | 1.317 | 1.222 | 1.172 | 1.185 | 1.231 | 1.269 | 1.289 | 1.223 | 1.194 | 1.184 |
| USA | 0.862 | 0.889 | 0.872 | 0.825 | 0.787 | 0.792 | 0.813 | 0.824 | 0.835 | 0.816 | 0.804 | 0.794 |
| Domestic heating oil (per litre) | | | | | | | | | | | | |
| France | 0.941 | 1.000 | 0.983 | 0.916 | 0.896 | 0.932 | 0.948 | 0.953 | 0.965 | 0.912 | 0.913 | 0.906 |
| Germany | 0.800 | 0.851 | 0.878 | 0.740 | 0.705 | 0.706 | 0.720 | 0.736 | 0.748 | 0.704 | 0.703 | 0.700 |
| Italy | 1.304 | 1.335 | 1.301 | 1.251 | 1.276 | 1.292 | 1.308 | 1.325 | 1.333 | 1.287 | 1.299 | 1.295 |
| Spain | 0.797 | 0.847 | 0.819 | 0.734 | 0.716 | 0.754 | 0.775 | 0.794 | 0.812 | 0.760 | 0.771 | 0.769 |
| UK | 0.631 | 0.661 | 0.637 | 0.582 | 0.567 | 0.588 | 0.585 | 0.596 | 0.615 | 0.582 | 0.592 | 0.591 |
| Japan ⁴ | 92.278 | 96.833 | 97.611 | 92.167 | 87.889 | 87.889 | 88.889 | 90.000 | 91.944 | 91.167 | 90.278 | 90.056 |
| Canada | 1.161 | 1.199 | 1.184 | 1.116 | 1.111 | 1.120 | 1.138 | 1.168 | 1.190 | 1.146 | 1.129 | 1.118 |
| USA | 0.866 | 0.893 | 0.868 | 0.780 | 0.775 | 0.800 | 0.806 | 0.820 | 0.800 | 0.778 | 0.775 | .. |
| Low sulphur fuel oil for industry ⁵ (per kg) | | | | | | | | | | | | |
| France | 0.587 | 0.624 | 0.593 | 0.532 | 0.531 | 0.566 | 0.579 | 0.590 | 0.592 | 0.570 | 0.584 | 0.557 |
| Germany | .. | .. | .. | .. | .. | .. | .. | .. | .. | .. | .. | .. |
| Italy | 0.468 | 0.504 | 0.468 | 0.420 | 0.444 | 0.474 | 0.489 | 0.501 | 0.499 | 0.482 | 0.496 | 0.466 |
| Spain | 0.454 | 0.475 | 0.468 | 0.435 | 0.403 | 0.402 | 0.433 | 0.443 | 0.454 | 0.446 | 0.444 | 0.439 |
| UK | .. | .. | .. | .. | .. | .. | .. | .. | .. | .. | .. | .. |
| Japan | 78.600 | 82.300 | 77.500 | 71.200 | 68.900 | 70.800 | 72.900 | 75.200 | 75.900 | 72.000 | 71.500 | .. |
| Canada | .. | .. | .. | .. | .. | .. | .. | .. | .. | .. | .. | .. |
| USA ⁶ | 0.554 | 0.590 | 0.575 | 0.505 | 0.448 | 0.493 | 0.515 | 0.530 | 0.514 | 0.503 | .. | .. |

1. Euros for France, Germany, Italy and Spain; pounds for UK; yen for Japan; Canadian dollars for Canada; US dollars for USA.

2. Unleaded premium (95 RON) for France, Germany, Italy, Spain, UK; regular unleaded for Canada, Japan and the United States.

3. Automotive diesel for non-commercial use.

4. Kerosene for Japan.

5. VAT excluded from prices for France, Italy, Spain and UK as it is refunded to industry.

6. Data for May 2015 onwards have been estimated by IEA based on residual fuel oil prices.

Table 4: IEA end-use taxes for selected oil products*National currencies*¹

| | Sep18 | Oct18 | Nov18 | Dec18 | Jan19 | Feb19 | Mar19 | Apr19 | May19 | Jun19 | Jul19 | Aug19 |
|--|-------|-------|--------|-------|-------|-------|-------|-------|-------|-------|-------|-------|
| Gasoline ² (per litre) | | | | | | | | | | | | |
| France | 0.950 | 0.951 | 0.938 | 0.929 | 0.928 | 0.931 | 0.938 | 0.951 | 0.955 | 0.947 | 0.943 | 0.941 |
| Germany | 0.895 | 0.898 | 0.901 | 0.883 | 0.868 | 0.868 | 0.872 | 0.888 | 0.898 | 0.895 | 0.888 | 0.883 |
| Italy | 1.024 | 1.027 | 1.021 | 1.003 | 0.996 | 1.001 | 1.008 | 1.017 | 1.021 | 1.017 | 1.015 | 1.012 |
| Spain | 0.693 | 0.695 | 0.687 | 0.675 | 0.682 | 0.688 | 0.693 | 0.703 | 0.708 | 0.702 | 0.702 | 0.702 |
| UK | 0.797 | 0.798 | 0.794 | 0.783 | 0.779 | 0.779 | 0.779 | 0.787 | 0.794 | 0.794 | 0.791 | 0.794 |
| Japan | 68.0 | 68.3 | 68.2 | 67.6 | 67.2 | 67.2 | 67.4 | 67.5 | 67.7 | 67.6 | 67.4 | 67.3 |
| Canada | 0.401 | 0.399 | 0.392 | 0.389 | 0.388 | 0.389 | 0.395 | 0.401 | 0.401 | 0.395 | 0.397 | 0.394 |
| USA ³ | 0.124 | 0.124 | 0.124 | 0.124 | 0.124 | 0.124 | 0.124 | 0.124 | 0.124 | 0.124 | 0.124 | 0.124 |
| Diesel ⁴ (per litre) | | | | | | | | | | | | |
| France | 0.856 | 0.862 | 0.857 | 0.846 | 0.842 | 0.847 | 0.852 | 0.854 | 0.856 | 0.848 | 0.846 | 0.845 |
| Germany | 0.682 | 0.689 | 0.697 | 0.678 | 0.667 | 0.669 | 0.671 | 0.673 | 0.677 | 0.671 | 0.669 | 0.667 |
| Italy | 0.891 | 0.897 | 0.896 | 0.881 | 0.875 | 0.880 | 0.886 | 0.889 | 0.891 | 0.887 | 0.884 | 0.881 |
| Spain | 0.583 | 0.588 | 0.584 | 0.572 | 0.580 | 0.587 | 0.592 | 0.595 | 0.598 | 0.590 | 0.589 | 0.588 |
| UK | 0.804 | 0.807 | 0.806 | 0.800 | 0.795 | 0.796 | 0.798 | 0.802 | 0.805 | 0.803 | 0.800 | 0.801 |
| Japan | 42.3 | 42.7 | 42.6 | 42.1 | 41.7 | 41.7 | 41.9 | 42.0 | 42.2 | 42.1 | 41.9 | 41.8 |
| Canada | 0.314 | 0.315 | 0.315 | 0.310 | 0.308 | 0.308 | 0.311 | 0.312 | 0.313 | 0.310 | 0.309 | 0.308 |
| USA ³ | 0.144 | 0.144 | 0.144 | 0.144 | 0.144 | 0.144 | 0.145 | 0.145 | 0.145 | 0.145 | 0.145 | 0.145 |
| Domestic heating oil (per litre) | | | | | | | | | | | | |
| France | 0.313 | 0.323 | 0.320 | 0.309 | 0.306 | 0.312 | 0.314 | 0.315 | 0.317 | 0.308 | 0.308 | 0.307 |
| Germany | 0.189 | 0.197 | 0.201 | 0.180 | 0.174 | 0.174 | 0.176 | 0.179 | 0.181 | 0.174 | 0.174 | 0.173 |
| Italy | 0.638 | 0.644 | 0.638 | 0.629 | 0.633 | 0.636 | 0.639 | 0.642 | 0.644 | 0.635 | 0.637 | 0.637 |
| Spain | 0.229 | 0.237 | 0.232 | 0.219 | 0.221 | 0.228 | 0.231 | 0.234 | 0.238 | 0.229 | 0.231 | 0.230 |
| UK | 0.141 | 0.143 | 0.142 | 0.139 | 0.138 | 0.139 | 0.139 | 0.140 | 0.141 | 0.139 | 0.140 | 0.140 |
| Japan ⁵ | 9.635 | 9.973 | 10.030 | 9.627 | 9.310 | 9.310 | 9.384 | 9.467 | 9.611 | 9.553 | 9.487 | 9.471 |
| Canada | 0.116 | 0.118 | 0.117 | 0.114 | 0.114 | 0.114 | 0.115 | 0.117 | 0.118 | 0.116 | 0.115 | 0.114 |
| USA | .. | .. | .. | .. | .. | .. | .. | .. | .. | .. | .. | .. |
| Low sulphur fuel oil for industry ⁶ (per kg) | | | | | | | | | | | | |
| France | 0.140 | 0.140 | 0.140 | 0.140 | 0.140 | 0.140 | 0.140 | 0.140 | 0.140 | 0.140 | 0.140 | 0.140 |
| Germany | .. | .. | .. | .. | .. | .. | .. | .. | .. | .. | .. | .. |
| Italy | 0.031 | 0.031 | 0.031 | 0.031 | 0.031 | 0.031 | 0.031 | 0.031 | 0.031 | 0.031 | 0.031 | 0.031 |
| Spain | 0.016 | 0.016 | 0.016 | 0.016 | 0.017 | 0.017 | 0.017 | 0.017 | 0.017 | 0.017 | 0.017 | 0.017 |
| UK | .. | .. | .. | .. | .. | .. | .. | .. | .. | .. | .. | .. |
| Japan | 0.000 | 0.000 | 0.000 | 0.000 | 0.000 | 0.000 | 0.000 | 0.000 | 0.000 | 0.000 | 0.000 | .. |
| Canada | .. | .. | .. | .. | .. | .. | .. | .. | .. | .. | .. | .. |
| USA | .. | .. | .. | .. | .. | .. | .. | .. | .. | .. | .. | .. |

1. Euros for France, Germany, Italy and Spain; pounds for UK; yen for Japan; Canadian dollars for Canada; US dollars for USA.

2. Unleaded premium (95 RON) for France, Germany, Italy, Spain, UK; regular unleaded for Canada, Japan and the United States.

3. Includes federal and state tax only

4. Automotive diesel for non-commercial use.

5. Kerosene for Japan.

6. VAT excluded from prices for France, Italy, Spain and UK as it is refunded to industry.

Overall responsibility

Roberta Quadrelli

Statistics

Elvira Sumalinog
Domenico Lattanzio

Contacts:

Energy Data Centre
Prices and Taxes Statistics
9, rue de la Fédération
75739 PARIS Cedex 15
France

☎ +33 (0)1 40 57 66 26

✉ prices@iea.org

Media Enquiries:

IEA Press Office

☎ +33 (0)1 40 57 65 54

✉ ieapressoffice@iea.org

This document can be downloaded free of charge at:

<http://www.iea.org/statistics/topics/pricesandtaxes/>

(also available in Excel format)

The publication schedule can be downloaded at:

http://www.iea.org/media/statistics/Schedule_monthly.pdf