

S
t
a
t
i
s
t
i
c
s

Monthly oil price statistics

Next release: 13 September 2017

TABLE OF CONTENTS

| | | Page | |
|---------------|----------|---|---|
| Charts | 1 | <i>Latest monthly crude oil and oil product price changes in IEA countries</i> | 3 |
| | 2 | <i>IEA members crude oil import costs</i> | 4 |
| | 3 | <i>End-use prices for selected oil products</i> | 4 |
| | 4 | <i>Regional weights for average end-use prices</i> | 4 |
| | 5 | <i>End-use prices for selected oil products - by geographical groupings</i> | 5 |
| | 6 | <i>US dollar exchange rate indices (2014=100)</i> | 5 |
| Tables | 1 | <i>Average crude oil import costs</i> | 6 |
| | 2 | <i>Average end-use total and ex-tax prices for selected oil products - latest month</i> | 7 |
| | 3 | <i>Average end-use prices for selected oil products</i> | 8 |
| | 4 | <i>Average end-use taxes for selected oil products</i> | 9 |

NOTES

Abbreviations

cif *cost of insurance and freight included*

Sources

- Crude oil import costs are derived from the IEA's monthly survey of its member countries.*
- Monthly oil products prices and taxes have been developed by the IEA Secretariat using data extracted from the following sources, supplemented by tax information supplied by national agencies:
Canada - Natural Resources Canada
France, Germany, Italy, Spain and United Kingdom - European Commission's Directorate-General for Energy and the German Federal Ministry for Economic Affairs and Energy
Japan - Ministry for Economy, Trade and Industry's Agency for Natural Resources and
United States - US Energy Information Administration, US Bureau of Labour Statistics

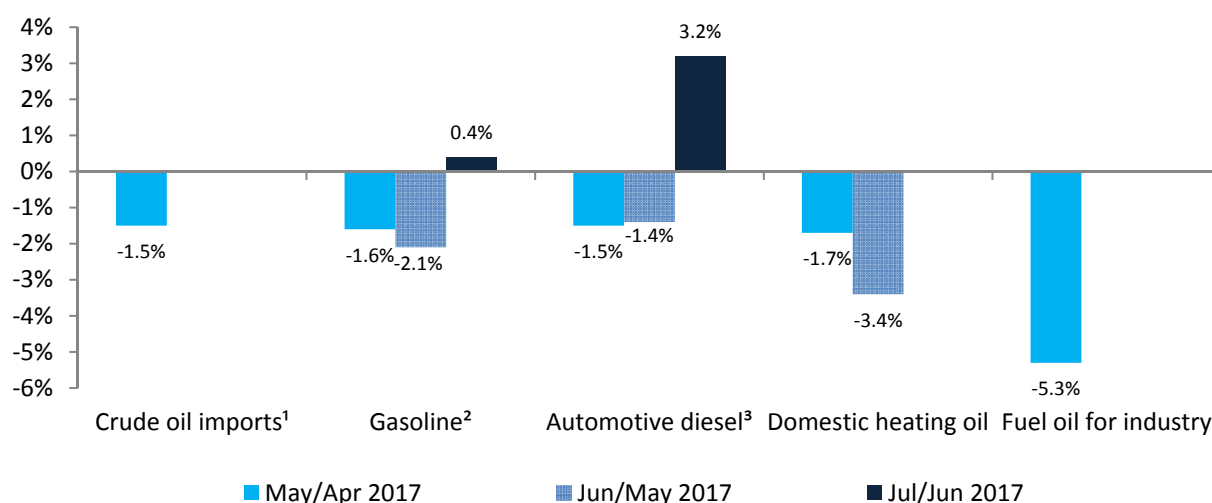
The IEA Secretariat thanks all agencies concerned.*

Please note that all IEA data are subject to the following Terms and Conditions found on the IEA's website:
<http://www.iea.org/t&c/termsandconditions/>

KEY TRENDS

- Overall crude oil import costs for IEA countries fell by 0.76 USD/barrel in May 2017, the third month of falling prices. Nevertheless, import costs in May remained 23% higher than in the same month of 2016.
- Automotive diesel and gasoline prices fell by around 1-2% in most countries, but once converted to US dollars, most European countries saw small increases for gasoline and up to 3% for automotive diesel.
- Prices for domestic heating oil in Japan and North America have generally followed the same trend in the period between August 2015 and February 2017, with only minor price differences between the regions. Since March 2017, prices for domestic heating oil have been decreasing in North America but not in Japan, reaching a difference of 9% in June 2017.

Chart 1: Latest monthly crude oil and oil product price changes in IEA countries



1. Volume-weighted average cif cost, reported in US dollars; includes France, Germany, Italy, Spain, UK, Japan, Canada and USA.

2. Unleaded premium (95 RON) for France, Germany, Italy, Spain and the United Kingdom; regular unleaded for Canada, Japan and the United States.

3. Automotive diesel for non-commercial use.

Chart 2: IEA members crude oil import costs¹

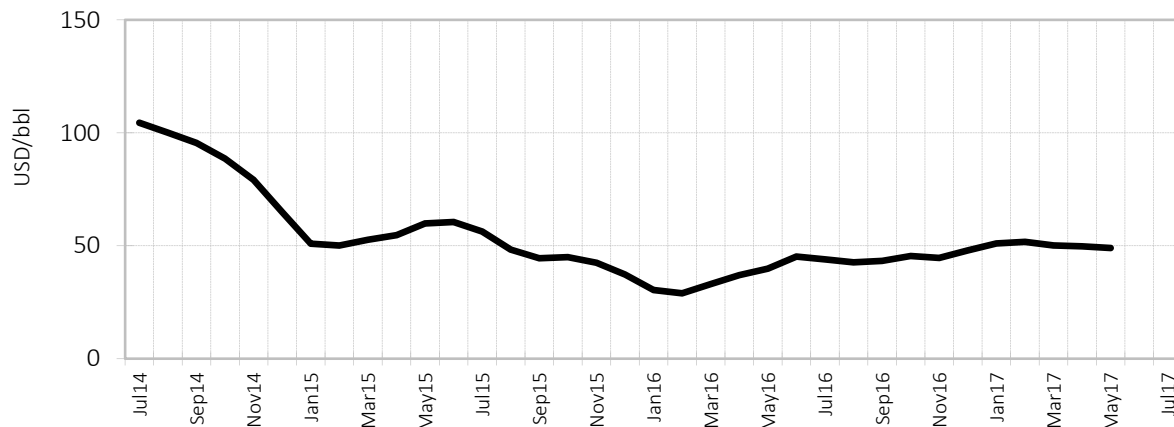


Chart 3: End-use prices for selected oil products²

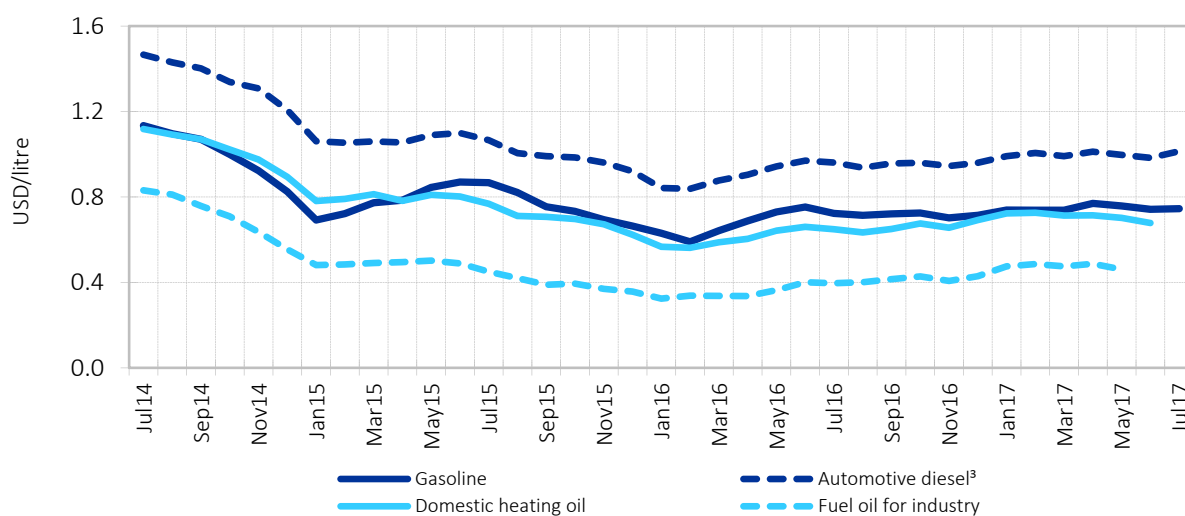
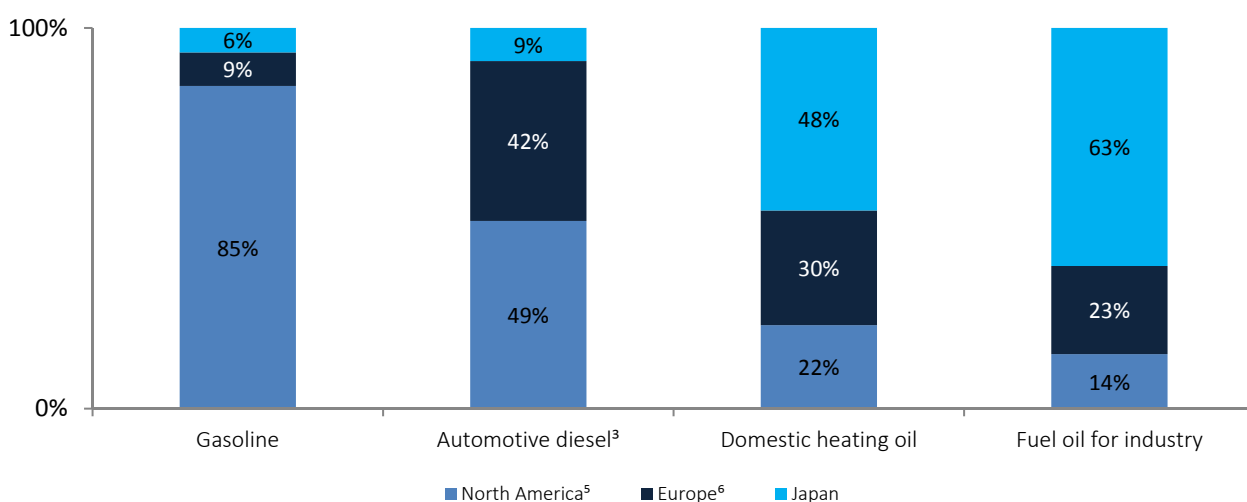


Chart 4: Regional weights for average end-use prices⁴



1. Volume-weighted average cif cost, reported in US dollars; includes France, Germany, Italy, Spain, UK, Japan, Canada and USA.
 2. Consumption-weighted average price including taxes using current exchange rates for France, Germany, Italy, Spain, UK, Japan, Canada and USA.
 3. Automotive diesel for non-commercial use.
 4. Consumption-based regional weights used in average end-use price calculations. The splits shown are average 2016 values.
 5. Includes the United States and Canada.
 6. Includes France, Germany, Italy, Spain and the United Kingdom.

Chart 5: End-use prices¹ for selected oil products

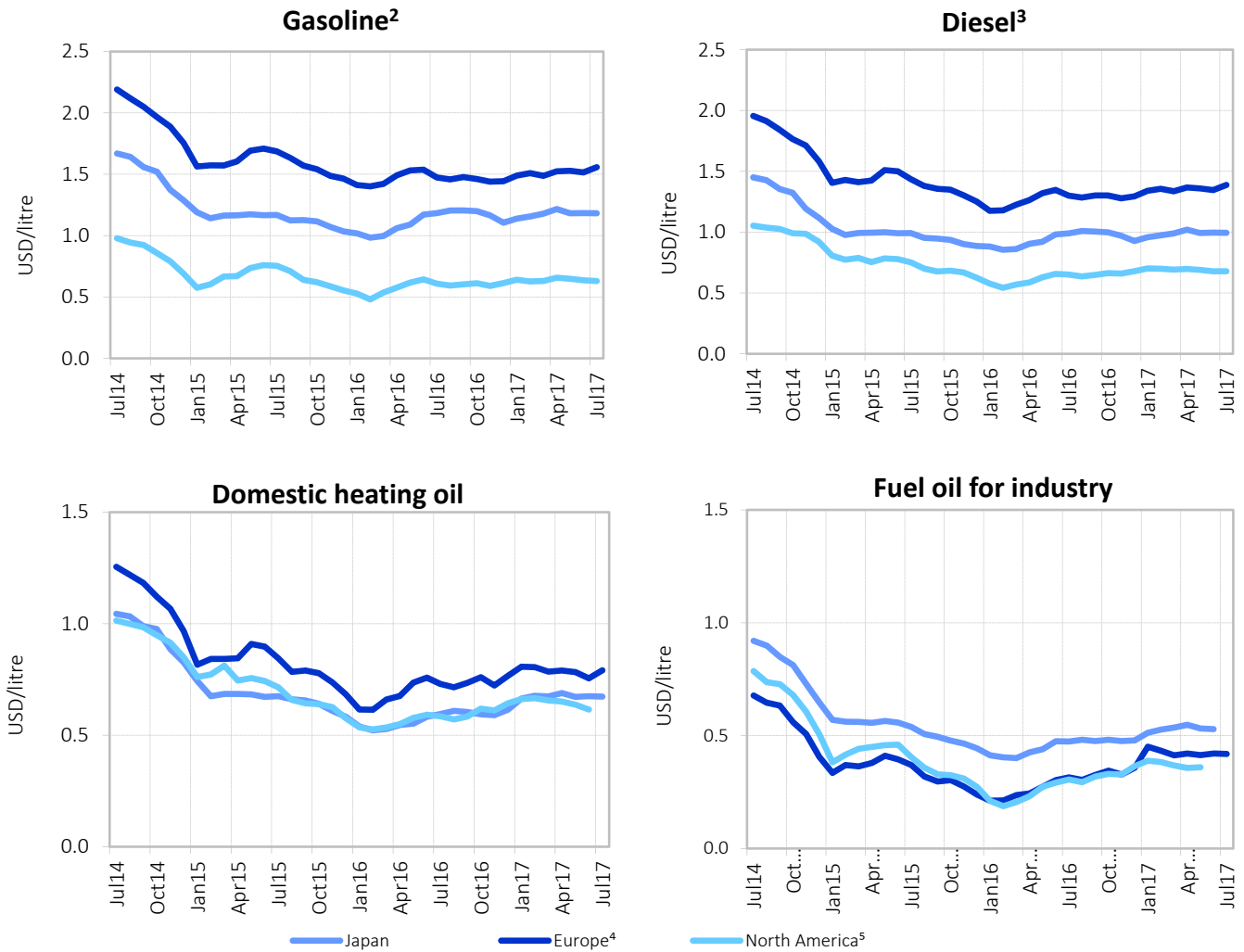
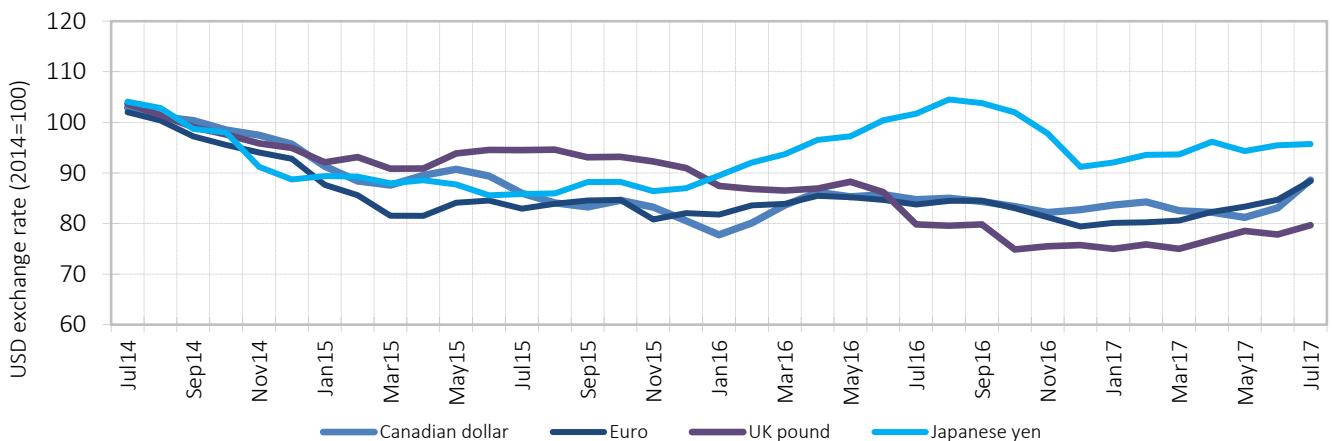


Chart 6: US dollar exchange rate indices (2014=100)⁶



1. Consumption-weighted average price including taxes. For the two most recent months, consumption is estimated using growth rates for the same period of the previous year.
2. Unleaded premium (95 RON) for France, Germany, Italy, Spain and the United Kingdom; regular unleaded for Canada, Japan and the United States.
3. Automotive diesel for non-commercial use.
4. Includes France, Germany, Italy, Spain and the United Kingdom.
5. Includes the United States and Canada.
6. US dollar exchange rate indices are based on exchange rates from the OECD's National Accounts database. An increase in the index indicates a strengthening of the currency compared to US dollars. Such fluctuations create differences in price trends in US dollars compared to those in national currencies.

Table 1: Average crude oil import costs¹*US dollars per barrel*

| | France | Germany | Italy | Spain | UK | Japan | Canada | USA | Total ² |
|--------|--------|---------|--------|--------|--------|--------|--------|--------|--------------------|
| 1997 | 18.99 | 19.01 | 18.88 | 18.34 | 19.32 | 20.55 | 20.59 | 18.34 | 19.11 |
| 1998 | 12.43 | 12.48 | 12.21 | 11.80 | 12.64 | 13.68 | 13.15 | 12.02 | 12.52 |
| 1999 | 17.45 | 17.51 | 17.10 | 16.99 | 18.01 | 17.38 | 17.85 | 17.06 | 17.26 |
| 2000 | 28.18 | 28.09 | 27.77 | 27.16 | 28.45 | 28.72 | 29.10 | 27.54 | 27.98 |
| 2001 | 24.13 | 24.15 | 23.87 | 23.32 | 24.45 | 25.01 | 24.87 | 22.07 | 23.44 |
| 2002 | 24.63 | 24.40 | 24.34 | 23.95 | 24.58 | 24.96 | 24.97 | 23.52 | 24.17 |
| 2003 | 28.87 | 28.44 | 28.58 | 28.13 | 29.13 | 29.26 | 29.53 | 27.66 | 28.37 |
| 2004 | 37.61 | 36.65 | 36.60 | 36.03 | 37.75 | 36.59 | 38.13 | 35.86 | 36.44 |
| 2005 | 52.74 | 52.30 | 51.33 | 50.54 | 53.79 | 51.57 | 52.37 | 48.82 | 50.59 |
| 2006 | 63.69 | 63.29 | 62.50 | 60.99 | 65.00 | 64.03 | 64.33 | 59.17 | 61.60 |
| 2007 | 72.22 | 71.60 | 70.20 | 68.66 | 73.80 | 70.09 | 70.04 | 66.77 | 69.02 |
| 2008 | 97.63 | 96.70 | 96.67 | 94.86 | 99.34 | 100.98 | 101.41 | 94.97 | 97.01 |
| 2009 | 61.64 | 61.18 | 60.69 | 59.78 | 62.39 | 61.29 | 60.29 | 58.83 | 60.11 |
| 2010 | 79.78 | 78.49 | 79.29 | 77.84 | 80.60 | 79.43 | 79.14 | 76.02 | 77.79 |
| 2011 | 111.78 | 110.63 | 110.23 | 108.50 | 113.49 | 109.30 | 110.80 | 102.43 | 106.77 |
| 2012 | 112.01 | 112.21 | 112.18 | 109.48 | 112.62 | 114.75 | 110.61 | 101.16 | 107.78 |
| 2013 | 109.56 | 109.62 | 109.98 | 106.77 | 110.27 | 110.61 | 108.60 | 97.25 | 104.53 |
| 2014 | 99.40 | 99.76 | 99.09 | 97.07 | 100.07 | 104.16 | 98.60 | 89.43 | 96.23 |
| 2015 | 53.14 | 52.65 | 52.06 | 49.51 | 53.81 | 54.20 | 53.48 | 45.83 | 50.13 |
| 2016 | 43.48 | 42.80 | 42.33 | 40.08 | 44.62 | 41.79 | 43.60 | 37.94 | 40.43 |
| 1Q2014 | 110.11 | 109.36 | 108.58 | 106.24 | 110.34 | 111.29 | 105.21 | 93.64 | 103.19 |
| 2Q2014 | 109.95 | 109.67 | 109.50 | 106.79 | 110.56 | 109.62 | 106.43 | 97.50 | 104.43 |
| 3Q2014 | 102.48 | 102.61 | 102.95 | 100.74 | 104.23 | 108.61 | 102.03 | 93.61 | 100.03 |
| 4Q2014 | 77.50 | 77.87 | 77.52 | 75.14 | 78.74 | 86.22 | 80.51 | 72.41 | 77.30 |
| 1Q2015 | 55.07 | 54.35 | 54.36 | 51.18 | 55.15 | 54.92 | 54.63 | 46.27 | 51.27 |
| 2Q2015 | 61.75 | 61.74 | 61.02 | 57.56 | 62.24 | 60.73 | 60.34 | 54.47 | 58.31 |
| 3Q2015 | 51.68 | 50.83 | 50.81 | 48.31 | 52.03 | 56.25 | 52.77 | 45.26 | 49.71 |
| 4Q2015 | 44.52 | 43.44 | 42.80 | 41.25 | 45.38 | 45.06 | 44.93 | 37.76 | 41.49 |
| 1Q2016 | 34.40 | 33.21 | 32.54 | 30.76 | 35.09 | 32.20 | 35.86 | 28.11 | 30.83 |
| 2Q2016 | 43.99 | 44.19 | 43.64 | 41.58 | 45.65 | 41.95 | 44.27 | 38.75 | 41.23 |
| 3Q2016 | 45.94 | 45.14 | 44.61 | 42.15 | 46.57 | 45.95 | 45.88 | 40.84 | 43.31 |
| 4Q2016 | 48.89 | 48.42 | 47.49 | 45.71 | 49.36 | 47.64 | 48.84 | 43.62 | 46.03 |
| 1Q2017 | 53.89 | 53.28 | 52.51 | 51.08 | 54.51 | 55.16 | 54.48 | 47.19 | 50.94 |
| May-15 | 63.59 | 63.74 | 62.59 | 58.95 | 65.28 | 60.92 | 61.71 | 56.22 | 59.86 |
| Jun-15 | 61.48 | 62.11 | 62.20 | 58.67 | 62.63 | 64.93 | 61.57 | 57.52 | 60.51 |
| Jul-15 | 57.36 | 57.20 | 56.60 | 54.60 | 58.40 | 62.48 | 58.69 | 52.44 | 56.30 |
| Aug-15 | 50.72 | 48.05 | 48.87 | 46.49 | 49.59 | 56.47 | 51.89 | 43.63 | 48.30 |
| Sep-15 | 47.76 | 47.32 | 46.68 | 43.56 | 47.89 | 49.24 | 46.95 | 39.71 | 44.45 |
| Oct-15 | 48.67 | 47.38 | 47.51 | 45.85 | 49.14 | 47.23 | 46.75 | 41.07 | 44.94 |
| Nov-15 | 45.95 | 44.09 | 43.93 | 42.66 | 45.67 | 46.50 | 46.36 | 38.79 | 42.48 |
| Dec-15 | 39.38 | 39.09 | 37.60 | 35.34 | 40.24 | 41.83 | 42.06 | 33.47 | 37.25 |
| Jan-16 | 33.20 | 31.40 | 30.47 | 29.45 | 33.36 | 34.12 | 32.40 | 27.55 | 30.38 |
| Feb-16 | 32.50 | 31.83 | 31.25 | 29.07 | 32.13 | 29.50 | 39.99 | 26.37 | 28.94 |
| Mar-16 | 37.51 | 36.41 | 36.04 | 33.41 | 38.87 | 32.83 | 36.71 | 30.34 | 33.03 |
| Apr-16 | 40.48 | 39.63 | 38.53 | 37.83 | 41.51 | 37.95 | 39.14 | 34.28 | 36.99 |
| May-16 | c | 45.21 | 45.34 | 43.25 | 46.84 | 42.00 | 43.97 | 38.87 | 39.85 |
| Jun-16 | 48.44 | 47.31 | 47.27 | 44.20 | 49.27 | 46.31 | 49.01 | 43.09 | 45.20 |
| Jul-16 | 45.71 | 45.04 | 44.35 | 42.49 | 46.13 | 47.27 | 46.84 | 41.95 | 43.97 |
| Aug-16 | 45.28 | 44.84 | 44.76 | 41.17 | 45.96 | 44.92 | 44.45 | 40.23 | 42.66 |
| Sep-16 | 46.82 | 45.55 | 44.72 | 42.87 | 47.73 | 45.68 | 46.56 | 40.26 | 43.29 |
| Oct-16 | 48.08 | 47.85 | 48.26 | 45.22 | 49.17 | 45.69 | 48.63 | 43.38 | 45.44 |
| Nov-16 | 46.11 | 45.42 | 43.78 | 43.48 | 45.89 | 49.56 | 47.77 | 42.15 | 44.60 |
| Dec-16 | 52.47 | 51.73 | 50.55 | 48.66 | 53.23 | 47.68 | 50.08 | 45.28 | 47.95 |
| Jan-17 | 54.78 | 54.24 | 53.23 | 52.01 | 55.41 | 54.25 | 54.18 | 46.90 | 51.00 |
| Feb-17 | 55.00 | 54.41 | 53.58 | 50.82 | 55.56 | 55.64 | 55.39 | 48.18 | 51.73 |
| Mar-17 | 52.07 | 51.25 | 50.46 | 50.30 | 52.74 | 55.68 | 54.01 | 46.55 | 50.13 |
| Apr-17 | 52.09 | 52.13 | 51.37 | 49.38 | 52.39 | 53.66 | 52.80 | 46.20 | 49.75 |
| May-17 | 49.29 | 50.45 | 49.84 | 47.87 | 51.04 | 53.49 | 50.84 | 46.81 | 48.99 |

1. Average cost, cif basis, reported in US dollars.

2. Volume-weighted average cost for France, Germany, Italy, Spain, UK, Japan, Canada and USA.

Table 2: Average end-use total and ex-tax prices for selected oil products

July 2017

| National currencies ¹ | | | | | | | US dollars | | | | | | |
|---|-------------|---------------|--------|--------------|---------------|--------|-------------|---------------|--------|--------------|---------------|--------|---------------------|
| | Total price | % change from | | Ex-tax price | % change from | | Total price | % change from | | Ex-tax price | % change from | | |
| | | Jun-17 | Jul-16 | | Jun-17 | Jul-16 | | Jun-17 | Jul-16 | | Jun-17 | Jul-16 | |
| Gasoline² (per litre) | | | | | | | | | | | | | |
| France | 1.321 | -2.1 | 1.0 | 0.442 | -4.9 | 0.0 | 1.549 | 2.2 | 6.6 | 0.518 | -0.8 | 5.5 | France |
| Germany | 1.347 | -1.0 | 1.7 | 0.477 | -2.3 | 4.1 | 1.580 | 3.4 | 7.4 | 0.559 | 2.0 | 9.9 | Germany |
| Italy | 1.490 | -1.0 | 2.5 | 0.493 | -2.6 | 6.3 | 1.747 | 3.3 | 8.1 | 0.578 | 1.7 | 12.1 | Italy |
| Spain | 1.174 | -1.2 | 1.0 | 0.509 | -2.3 | 2.2 | 1.377 | 3.1 | 6.6 | 0.597 | 2.0 | 7.9 | Spain |
| UK | 1.139 | -1.2 | 1.9 | 0.369 | -3.1 | 4.8 | 1.494 | 1.1 | 1.7 | 0.484 | -0.9 | 4.6 | UK |
| Japan | 130.7 | -0.4 | 6.2 | 64.7 | -0.6 | 12.3 | 1.182 | -0.1 | -0.1 | 0.585 | -0.4 | 5.7 | Japan |
| Canada | 1.095 | 0.3 | 5.1 | 0.706 | 0.4 | 7.8 | 0.878 | 6.9 | 9.9 | 0.566 | 7.1 | 12.7 | Canada |
| USA | 0.608 | -1.9 | 2.9 | 0.487 | -2.4 | 3.2 | 0.608 | -1.9 | 2.9 | 0.487 | -2.4 | 3.2 | USA |
| Diesel³ (per litre) | | | | | | | | | | | | | |
| France | 1.172 | -1.2 | 4.0 | 0.430 | -2.5 | 0.5 | 1.374 | 3.1 | 9.7 | 0.504 | 1.8 | 6.0 | France |
| Germany | 1.126 | -0.1 | 1.6 | 0.476 | -0.2 | 3.3 | 1.321 | 4.3 | 7.2 | 0.558 | 4.2 | 9.0 | Germany |
| Italy | 1.337 | -1.5 | 2.5 | 0.479 | -3.2 | 5.7 | 1.568 | 2.8 | 8.1 | 0.562 | 1.0 | 11.6 | Italy |
| Spain | 1.050 | -0.8 | 1.3 | 0.501 | -1.2 | 2.5 | 1.231 | 3.6 | 6.8 | 0.588 | 3.1 | 8.1 | Spain |
| UK | 1.157 | -1.4 | 2.4 | 0.384 | -3.5 | 6.1 | 1.517 | 0.9 | 2.2 | 0.504 | -1.2 | 5.9 | UK |
| Japan | 109.9 | -0.5 | 6.7 | 69.5 | -0.7 | 10.1 | 0.994 | -0.2 | 0.4 | 0.628 | -0.5 | 3.6 | Japan ³ |
| Canada | 1.028 | -2.1 | 2.7 | 0.727 | -2.8 | 3.7 | 0.824 | 4.4 | 7.4 | 0.583 | 3.6 | 8.4 | Canada ³ |
| USA | 0.659 | -0.6 | 3.8 | 0.521 | -0.8 | 4.6 | 0.659 | -0.6 | 3.8 | 0.521 | -0.8 | 4.6 | USA |
| Domestic heating oil (per litre) | | | | | | | | | | | | | |
| France | 0.680 | -0.9 | 5.2 | 0.447 | -1.2 | 1.3 | 0.797 | 3.4 | 11.0 | 0.525 | 3.1 | 6.8 | France |
| Germany | 0.562 | 0.3 | 4.2 | 0.411 | 0.3 | 4.8 | 0.659 | 4.7 | 9.9 | 0.482 | 4.7 | 10.6 | Germany |
| Italy | 1.122 | 0.6 | 1.7 | 0.517 | 1.1 | 3.0 | 1.316 | 5.0 | 7.3 | 0.606 | 5.6 | 8.7 | Italy |
| Spain | 0.595 | -1.8 | 2.2 | 0.402 | -2.2 | 2.5 | 0.698 | 2.5 | 7.8 | 0.472 | 2.1 | 8.2 | Spain |
| UK | 0.472 | 3.9 | 7.4 | 0.338 | 5.2 | 10.0 | 0.619 | 6.3 | 7.2 | 0.444 | 7.7 | 9.8 | UK |
| Japan ⁴ | 74.444 | -0.6 | 20.2 | 66.390 | -0.6 | 21.1 | 0.673 | -0.3 | 13.1 | 0.600 | -0.4 | 14.0 | Japan ⁴ |
| Canada | 0.899 | -3.3 | -7.9 | 0.795 | -3.6 | -8.4 | 0.721 | 3.1 | -3.7 | 0.638 | 2.8 | -4.2 | Canada |
| USA | .. | .. | .. | .. | .. | .. | .. | .. | .. | .. | .. | .. | USA |
| Low sulphur fuel oil for industry⁵ (per kg) | | | | | | | | | | | | | |
| France | 0.424 | -1.6 | 16.1 | 0.329 | -2.1 | 10.8 | 0.497 | 2.7 | 22.5 | 0.386 | 2.2 | 16.9 | France |
| Germany | .. | .. | .. | .. | .. | .. | .. | .. | .. | .. | .. | .. | Germany |
| Italy | 0.352 | -1.6 | 7.9 | 0.321 | -1.8 | 8.8 | 0.413 | 2.7 | 13.9 | 0.376 | 2.5 | 14.8 | Italy |
| Spain | 0.340 | -3.9 | 13.5 | 0.323 | -4.1 | 14.4 | 0.398 | 0.3 | 19.8 | 0.379 | 0.1 | 20.7 | Spain |
| UK | .. | .. | .. | .. | .. | .. | .. | .. | .. | .. | .. | .. | UK |
| Japan | .. | .. | .. | .. | .. | .. | .. | .. | .. | .. | .. | .. | Japan |
| Canada | .. | .. | .. | .. | .. | .. | .. | .. | .. | .. | .. | .. | Canada |
| USA | .. | .. | .. | .. | .. | .. | .. | .. | .. | .. | .. | .. | USA |

1. Euros for France, Germany, Italy and Spain; pounds for UK; yen for Japan; Canadian dollars for Canada; US dollars for USA.

2. Unleaded premium (95 RON) for France, Germany, Italy, Spain, UK; regular unleaded for Canada, Japan and the United States.

3. Automotive diesel for non-commercial use.

4. Kerosene for Japan.

5. VAT excluded from prices for France, Italy, Spain and UK as it is refunded to industry.

See Tables 3 and 4 for a historical comparison of end-use prices and taxes.

Table 3: Average end-use prices for selected oil products*National currencies*¹

| | Aug16 | Sep16 | Oct16 | Nov16 | Dec16 | Jan17 | Feb17 | Mar17 | Apr17 | May17 | Jun17 | Jul17 |
|---|--------|--------|--------|--------|--------|--------|--------|--------|--------|--------|--------|--------|
| Gasoline² (per litre) | | | | | | | | | | | | |
| France | 1.279 | 1.292 | 1.327 | 1.320 | 1.352 | 1.408 | 1.415 | 1.392 | 1.396 | 1.375 | 1.349 | 1.321 |
| Germany | 1.308 | 1.317 | 1.334 | 1.324 | 1.371 | 1.398 | 1.407 | 1.373 | 1.398 | 1.378 | 1.360 | 1.347 |
| Italy | 1.435 | 1.453 | 1.479 | 1.471 | 1.498 | 1.543 | 1.551 | 1.543 | 1.543 | 1.535 | 1.505 | 1.490 |
| Spain | 1.139 | 1.157 | 1.181 | 1.169 | 1.205 | 1.241 | 1.250 | 1.229 | 1.239 | 1.218 | 1.188 | 1.174 |
| UK | 1.100 | 1.112 | 1.138 | 1.153 | 1.145 | 1.187 | 1.202 | 1.193 | 1.175 | 1.165 | 1.153 | 1.139 |
| Japan | 121.9 | 122.9 | 124.5 | 126.1 | 128.3 | 130.9 | 130.8 | 133.3 | 133.9 | 132.6 | 131.2 | 130.7 |
| Canada | 1.044 | 1.051 | 1.082 | 1.020 | 1.085 | 1.135 | 1.087 | 1.094 | 1.178 | 1.139 | 1.092 | 1.095 |
| USA | 0.575 | 0.586 | 0.594 | 0.576 | 0.596 | 0.621 | 0.609 | 0.614 | 0.639 | 0.632 | 0.620 | 0.608 |
| Diesel³ (per litre) | | | | | | | | | | | | |
| France | 1.100 | 1.111 | 1.151 | 1.146 | 1.186 | 1.259 | 1.266 | 1.248 | 1.240 | 1.216 | 1.186 | 1.172 |
| Germany | 1.090 | 1.100 | 1.132 | 1.129 | 1.183 | 1.201 | 1.197 | 1.176 | 1.179 | 1.155 | 1.127 | 1.126 |
| Italy | 1.290 | 1.299 | 1.325 | 1.324 | 1.354 | 1.397 | 1.401 | 1.396 | 1.397 | 1.385 | 1.357 | 1.337 |
| Spain | 1.015 | 1.030 | 1.060 | 1.051 | 1.093 | 1.128 | 1.129 | 1.114 | 1.111 | 1.090 | 1.058 | 1.050 |
| UK | 1.117 | 1.134 | 1.162 | 1.181 | 1.180 | 1.218 | 1.232 | 1.222 | 1.204 | 1.188 | 1.174 | 1.157 |
| Japan | 102.2 | 102.5 | 103.6 | 105.0 | 107.6 | 110.2 | 110.2 | 111.9 | 112.3 | 111.4 | 110.4 | 109.9 |
| Canada | 0.968 | 0.977 | 1.026 | 1.035 | 1.065 | 1.107 | 1.094 | 1.088 | 1.090 | 1.072 | 1.050 | 1.028 |
| USA | 0.621 | 0.633 | 0.648 | 0.644 | 0.663 | 0.682 | 0.679 | 0.675 | 0.682 | 0.676 | 0.663 | 0.659 |
| Domestic heating oil (per litre) | | | | | | | | | | | | |
| France | 0.623 | 0.641 | 0.690 | 0.683 | 0.726 | 0.784 | 0.784 | 0.757 | 0.745 | 0.721 | 0.686 | 0.680 |
| Germany | 0.518 | 0.535 | 0.580 | 0.566 | 0.611 | 0.630 | 0.632 | 0.614 | 0.617 | 0.587 | 0.560 | 0.562 |
| Italy | 1.095 | 1.114 | 1.151 | 1.130 | 1.179 | 1.205 | 1.211 | 1.186 | 1.180 | 1.152 | 1.115 | 1.122 |
| Spain | 0.611 | 0.594 | 0.605 | 0.599 | 0.641 | 0.716 | 0.701 | 0.674 | 0.665 | 0.652 | 0.606 | 0.595 |
| UK | 0.435 | 0.444 | 0.502 | 0.471 | 0.510 | 0.521 | 0.521 | 0.498 | 0.500 | 0.479 | 0.455 | 0.472 |
| Japan ⁴ | 61.722 | 61.556 | 61.667 | 63.833 | 71.278 | 76.333 | 76.611 | 76.222 | 75.833 | 75.444 | 74.889 | 74.444 |
| Canada | 0.958 | 0.966 | 0.966 | 0.966 | 0.966 | 0.939 | 0.984 | 0.966 | 0.953 | 0.952 | 0.930 | 0.899 |
| USA | 0.548 | 0.561 | 0.604 | 0.596 | 0.632 | 0.656 | 0.654 | 0.647 | 0.644 | 0.628 | 0.603 | .. |
| Low sulphur fuel oil for industry⁵ (per kg) | | | | | | | | | | | | |
| France | 0.361 | 0.373 | 0.398 | 0.384 | 0.430 | 0.483 | 0.476 | 0.453 | 0.457 | 0.444 | 0.431 | 0.424 |
| Germany | 0.246 | 0.261 | 0.290 | 0.258 | 0.326 | .. | .. | .. | .. | .. | .. | .. |
| Italy | 0.315 | 0.329 | 0.357 | 0.344 | 0.383 | 0.411 | 0.404 | 0.381 | 0.391 | 0.378 | 0.358 | 0.352 |
| Spain | 0.294 | 0.309 | 0.322 | 0.333 | 0.345 | 0.396 | 0.390 | 0.375 | 0.367 | 0.361 | 0.354 | 0.340 |
| UK | .. | .. | .. | .. | .. | .. | .. | .. | .. | .. | .. | .. |
| Japan | 51.732 | 51.408 | 53.028 | 54.540 | 58.860 | 62.424 | 63.180 | 64.152 | 63.828 | 63.180 | 62.100 | .. |
| Canada | .. | .. | .. | .. | .. | .. | .. | .. | .. | .. | .. | .. |
| USA ⁶ | 0.311 | 0.338 | 0.350 | 0.348 | 0.387 | 0.411 | 0.406 | 0.390 | 0.378 | 0.381 | .. | .. |

1. Euros for France, Germany, Italy and Spain; pounds for UK; yen for Japan; Canadian dollars for Canada; US dollars for USA.

2. Unleaded premium (95 RON) for France, Germany, Italy, Spain, UK; regular unleaded for Canada, Japan and the United States.

3. Automotive diesel for non-commercial use.

4. Kerosene for Japan.

5. VAT excluded from prices for France, Italy, Spain and UK as it is refunded to industry.

6. Data for May 2015 onwards have been estimated by IEA based on residual fuel oil prices.

Table 4: Average end-use taxes for selected oil products*National currencies*¹

| | Aug16 | Sep16 | Oct16 | Nov16 | Dec16 | Jan17 | Feb17 | Mar17 | Apr17 | May17 | Jun17 | Jul17 |
|---|-------|-------|-------|-------|-------|-------|-------|-------|-------|-------|-------|-------|
| Gasoline² (per litre) | | | | | | | | | | | | |
| France | 0.861 | 0.863 | 0.869 | 0.868 | 0.873 | 0.892 | 0.895 | 0.891 | 0.892 | 0.888 | 0.884 | 0.879 |
| Germany | 0.864 | 0.864 | 0.867 | 0.866 | 0.874 | 0.877 | 0.880 | 0.874 | 0.878 | 0.875 | 0.872 | 0.870 |
| Italy | 0.987 | 0.990 | 0.995 | 0.993 | 0.998 | 1.006 | 1.008 | 1.006 | 1.006 | 1.005 | 0.999 | 0.997 |
| Spain | 0.660 | 0.663 | 0.667 | 0.665 | 0.671 | 0.676 | 0.678 | 0.674 | 0.676 | 0.672 | 0.667 | 0.665 |
| UK | 0.763 | 0.765 | 0.769 | 0.771 | 0.771 | 0.778 | 0.780 | 0.779 | 0.776 | 0.774 | 0.772 | 0.770 |
| Japan | 65.3 | 65.4 | 65.5 | 65.6 | 65.8 | 66.0 | 66.0 | 66.2 | 66.2 | 66.1 | 66.0 | 66.0 |
| Canada | 0.387 | 0.387 | 0.389 | 0.386 | 0.389 | 0.391 | 0.389 | 0.389 | 0.393 | 0.391 | 0.389 | 0.389 |
| USA ³ | 0.119 | 0.119 | 0.119 | 0.119 | 0.119 | 0.121 | 0.121 | 0.121 | 0.121 | 0.121 | 0.121 | 0.121 |
| Diesel⁴ (per litre) | | | | | | | | | | | | |
| France | 0.694 | 0.696 | 0.703 | 0.702 | 0.709 | 0.750 | 0.758 | 0.755 | 0.754 | 0.750 | 0.745 | 0.742 |
| Germany | 0.644 | 0.646 | 0.651 | 0.650 | 0.659 | 0.662 | 0.661 | 0.658 | 0.658 | 0.654 | 0.650 | 0.650 |
| Italy | 0.850 | 0.851 | 0.856 | 0.856 | 0.861 | 0.869 | 0.870 | 0.869 | 0.869 | 0.867 | 0.862 | 0.858 |
| Spain | 0.544 | 0.547 | 0.552 | 0.550 | 0.558 | 0.563 | 0.563 | 0.560 | 0.560 | 0.556 | 0.551 | 0.549 |
| UK | 0.765 | 0.769 | 0.774 | 0.777 | 0.777 | 0.782 | 0.785 | 0.784 | 0.781 | 0.778 | 0.776 | 0.773 |
| Japan | 39.8 | 39.8 | 39.9 | 40.0 | 40.2 | 40.4 | 40.4 | 40.5 | 40.5 | 40.5 | 40.4 | 40.4 |
| Canada | 0.298 | 0.299 | 0.301 | 0.301 | 0.303 | 0.305 | 0.304 | 0.304 | 0.304 | 0.303 | 0.302 | 0.301 |
| USA ³ | 0.137 | 0.137 | 0.137 | 0.137 | 0.137 | 0.138 | 0.138 | 0.138 | 0.138 | 0.138 | 0.138 | 0.138 |
| Domestic heating oil (per litre) | | | | | | | | | | | | |
| France | 0.200 | 0.203 | 0.211 | 0.210 | 0.217 | 0.245 | 0.250 | 0.245 | 0.243 | 0.239 | 0.233 | 0.232 |
| Germany | 0.144 | 0.147 | 0.154 | 0.152 | 0.159 | 0.162 | 0.162 | 0.159 | 0.160 | 0.155 | 0.151 | 0.151 |
| Italy | 0.601 | 0.604 | 0.611 | 0.607 | 0.616 | 0.620 | 0.622 | 0.617 | 0.616 | 0.611 | 0.604 | 0.606 |
| Spain | 0.194 | 0.193 | 0.194 | 0.193 | 0.200 | 0.213 | 0.211 | 0.206 | 0.205 | 0.203 | 0.195 | 0.192 |
| UK | 0.132 | 0.133 | 0.135 | 0.134 | 0.136 | 0.136 | 0.136 | 0.135 | 0.135 | 0.134 | 0.133 | 0.134 |
| Japan ⁵ | 7.112 | 7.100 | 7.108 | 7.268 | 7.820 | 8.194 | 8.215 | 8.186 | 8.157 | 8.128 | 8.087 | 8.054 |
| Canada | 0.107 | 0.107 | 0.107 | 0.107 | 0.107 | 0.106 | 0.108 | 0.107 | 0.106 | 0.106 | 0.105 | 0.104 |
| USA | .. | .. | .. | .. | .. | .. | .. | .. | .. | .. | .. | .. |
| Low sulphur fuel oil for industry⁶ (per kg) | | | | | | | | | | | | |
| France | 0.069 | 0.069 | 0.069 | 0.069 | 0.069 | 0.090 | 0.095 | 0.095 | 0.095 | 0.095 | 0.095 | 0.095 |
| Germany | 0.025 | 0.025 | 0.025 | 0.025 | 0.025 | .. | .. | .. | .. | .. | .. | .. |
| Italy | 0.031 | 0.031 | 0.031 | 0.031 | 0.031 | 0.031 | 0.031 | 0.031 | 0.031 | 0.031 | 0.031 | 0.031 |
| Spain | 0.017 | 0.017 | 0.017 | 0.017 | 0.017 | 0.017 | 0.017 | 0.017 | 0.017 | 0.017 | 0.017 | 0.016 |
| UK | .. | .. | .. | .. | .. | .. | .. | .. | .. | .. | .. | .. |
| Japan | 3.832 | 3.808 | 3.928 | 4.040 | 4.360 | 4.624 | 4.680 | 4.752 | 4.728 | 4.680 | 4.600 | .. |
| Canada | .. | .. | .. | .. | .. | .. | .. | .. | .. | .. | .. | .. |
| USA | .. | .. | .. | .. | .. | .. | .. | .. | .. | .. | .. | .. |

1. Euros for France, Germany, Italy and Spain; pounds for UK; yen for Japan; Canadian dollars for Canada; US dollars for USA.

2. Unleaded premium (95 RON) for France, Germany, Italy, Spain, UK; regular unleaded for Canada, Japan and the United States.

3. Includes federal and state tax only

4. Automotive diesel for non-commercial use.

5. Kerosene for Japan.

6. VAT excluded from prices for France, Italy, Spain and UK as it is refunded to industry.

Overall responsibility

Roberta Quadrelli

Statistics

Mariano Berkenwald

Contacts:

Energy Data Centre

Prices and Taxes Statistics

9, rue de la Fédération

75739 PARIS Cedex 15

France

☎ +33 (0)1 40 57 66 26

✉ prices@iea.org

Media Enquiries:

IEA Press Office

☎ +33 (0)1 40 57 65 54

✉ ieapressoffice@iea.org

This document can be downloaded free of charge at:

<http://www.iea.org/statistics/topics/pricesandtaxes/>

(also available in Excel format)

The publication schedule can be downloaded at:

http://www.iea.org/media/statistics/Schedule_monthly.pdf